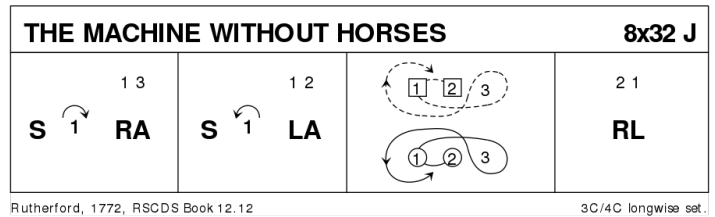


2017-06-17 Saturday Summer dance

1 THE MACHINE WITHOUT HORSES J32 · 3/4L

Rutherford: RSCDS XII 12 · Crib: Eric Ferguson's E-cribs · Diagram: Keith Rose's Diagrams

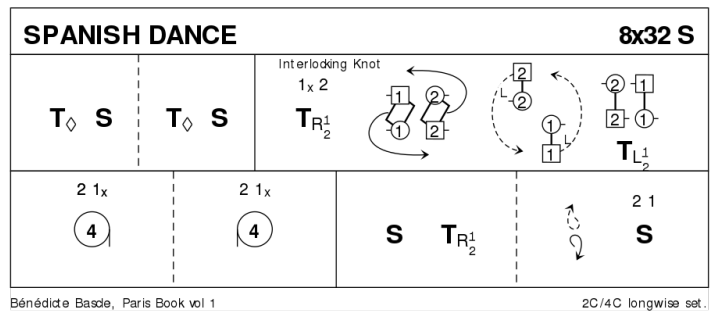
- 1- 1c set | cast off (2c up) ; 1c+3c RHA
- 9- 1c set | cast up (2c down) ; 1c+2c LHA
- 17- 1c followed by 2c dance between 3c, cast up round them, dance up, 1c cast off to 2pl, **while** 2c dance into 1pl (no loops)
- 25- 2c+1c R&L



2 SPANISH DANCE S32 · 2/4L

Bénédicte Bascle: The Paris Book of Scottish Country Dances, vol. 1 · Crib: SCDDDB Contributed Cribs & Diagrams · Diagram: Keith Rose's Diagrams

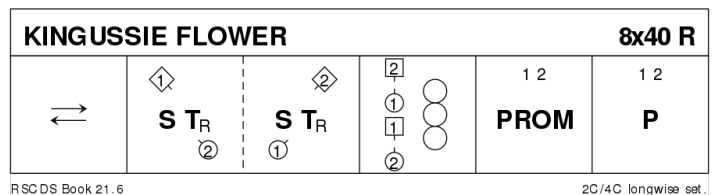
- 1-- 1c Petronella turn | set ; repeat (1x,2)
- 9-- 1c+2c Interlocking Knot (2,1x)
- 17-- 2c+1c Circle4 and back
- 25-- 1c set | turn RH 1/2 ; twirl R to sidelines | 2c+1c set (2,1)



3 KINGUSSIE FLOWER R40 · 2/4L

RSCDS XXI 6 · Crib: Eric Ferguson's E-cribs · Diagram: Keith Rose's Diagrams

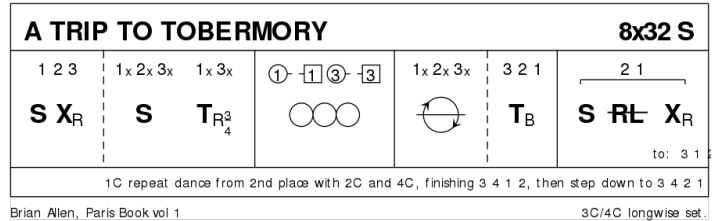
- 1- 1c lead down the middle and up
- 9- 1W+2M set adv. | turn RH to places (1,2) ; 1M+2W set adv. | turn RH to W side as 1W crosses on [16] to face 2M (all 2pos, 1c BtoB between 2c)
- 17- Reel4 across, at end 1c meet as 2c curves down into
- 25- 1c+2c Promenade
- 33- 1c+2c Poussette



4 A TRIP TO TOBERMORY S32 · 3/4L

Brian Allen: *The Paris Book of Scottish Country Dances*, vol. 1 · Crib: SCDDDB Contributed Cribbs & Diagrams · Diagram: Keith Rose's Diagrams

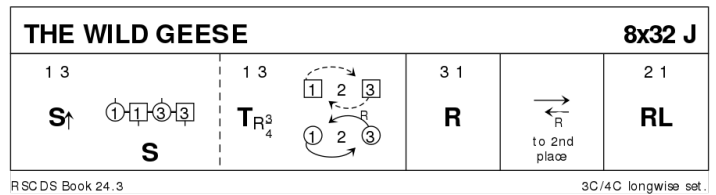
- 1-- All set | cross RH ; set | 1c+3c turn RH $\frac{3}{4}$ to midline
 9-- 1c+3c Reel4 to sidelines (1x,2x,3x)
 17-- 1c+2c+3c chase clw $\frac{1}{2}$; All turn BH (3,2,1)
 25-- 2c+1c set | $\frac{1}{2}$ R&L | cross RH (3,1,2)



5 THE WILD GEESE J32 · 3/4L

RSCDS XXIV 3 · Crib: Eric Ferguson's E-cribs · Diagram: Keith Rose's Diagrams

- 1-- 1c+3c set advancing to midline with P on R | BiL ; 1c turn $\frac{3}{4}$ RH and cast off to 3pl **while**{4} 3c turn $\frac{3}{4}$ RH and lead to 1pl (3,2,1)
 9-- repeat [1-8] from new positions (1,2,3)
 17-- 1c lead down the middle (2c up on [19-20]) ; and up to (2,1,3)
 25-- 2c+1c R&L



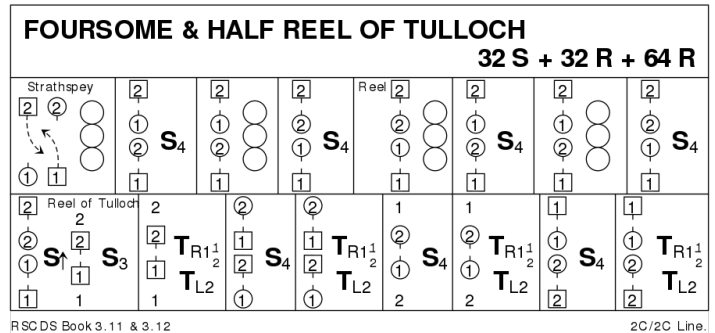
6 FOURSOME AND HALF REEL OF TULLOCH

h128 · lines

Scottish Reels are Fun · Crib: MiniCribbs · Diagram: Keith Rose's Diagrams

Strathspey

- 1-8** All dance reel of 4 across Ladies passing LSh in centre to start & end with Men BtoB in the middle facing opposite partners
- 9-16** All set
- 17-24** All dance reel of 4 giving RSh to opposite partner & end with Men in middle facing own partners
- 25-32** All set
- 33-48** Repeat bars 1-16



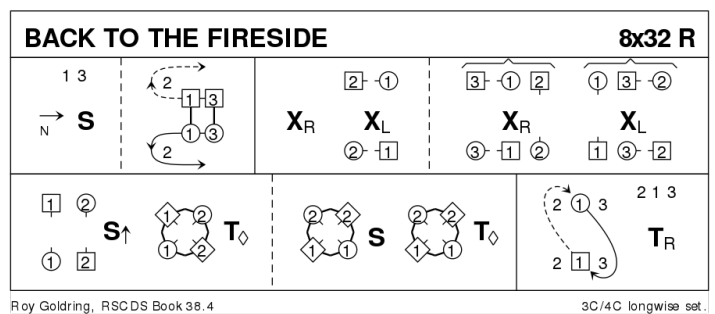
Reel (Reel of Tulloch)

- 1-8** All dance round to left (many variations) & end with Men BtoB in centre facing own partners
- 9-16** All set
- 17-24** All Tulloch turn own partners & end with Ladies facing each other in centre (backs to own partner)
- 25-32** Ladies set
- 33-40** Ladies Tulloch turn & end in centre facing opposite partners
- 41-48** All set
- 49-56** All Tulloch turn opposite partners & end with Men in centre facing each other
- 57-64** Men set
- 65-72** Men Tulloch turn & end facing own partners
- 73-80** All set to own partners
- 81-88** All Tulloch turn own partners & end beside partners on opposite sides

7 BACK TO THE FIRESIDE R32 · 3/4L

Roy Goldring: RSCDS XXXVIII 4 · Crib: Eric Ferguson's E-cribs · Diagram: Keith Rose's Diagrams

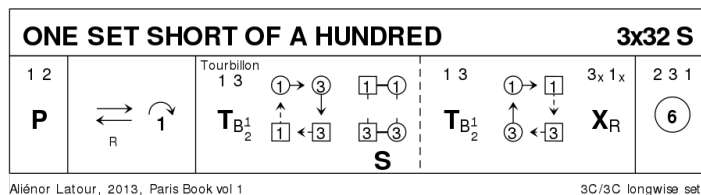
- 1-** 3c followed by 1c dance down the middle | set ; dance up the middle, 1c cast off to 3pl **while**{2} 3c dance up to 1pl (3,2,1)
- 9-** »pick-up chain«, from below: 1c cross RH, 1c+2c change places LH ; 1c+3c change places RH **while**{2} 2c cross RH ; 1c cross LH **while**{2} 3c+2c change places LH (to 1, 2x, 3)
- 17-** 1c+2c set advancing to join NH in a circle | releasing hands, 1c+2c Petronella one place R ; Set NHJ | repeat petronella, to sidelines (2,1x,3)
- 25-** 1c ½ Fig8 L (W up, M down) ; All turn RH (2,1,3)



8 ONE SET SHORT OF A HUNDRED S32 · 3/3L

Aliénor Latour: *The Paris Book of Scottish Country Dances*, vol. 1 · Crib: Eric Ferguson's *E-cribs* · Diagram: Keith Rose's *Diagrams*

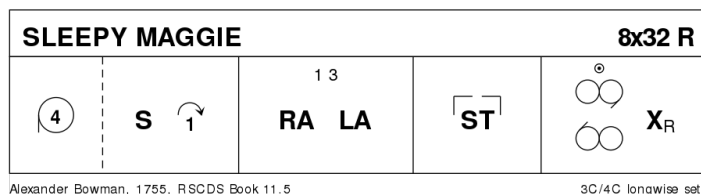
- 1-- 1c+2c Pousette
- 9-- 1c lead down {3}, up {3} and cast to 2pl (2c up) (2,1,3)
- 17-- 1c+3c Tourbillon
- 25-- Circle6 and back (2,3,1)



9 SLEEPY MAGGIE R32 · 3/4L

Alexander Bowman: *RSCDS XI 5* · Crib: Eric Ferguson's *E-cribs* · Diagram: Keith Rose's *Diagrams*

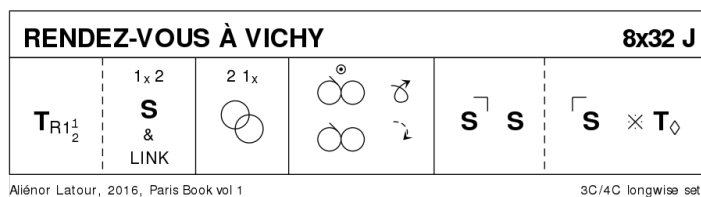
- 1– 1c+2c circle4 to the left ; 1c set | cast off (2c up)
- 9– 1c+3c RHA ; LHA, 1c finish facing 1cnrs
- 17– 1c set to and turn corners, finish facing 1cnrs
- 25– Reels3{6} with cnrs (Lsh to 1cnr), 1c cross RH (2,1,3).



10 RENDEZ-VOUS À VICHY J32 · 3/4L

Aliénor Latour: *The Paris Book of Scottish Country Dances*, vol. 1 · Crib: SCDDDB Contributed Cribbs & Diagrams · Diagram: Keith Rose's *Diagrams*

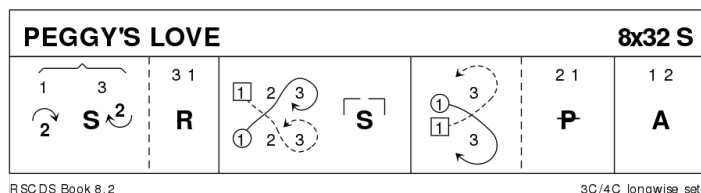
- 1- 8 1s turn RH 1½ times, then 1s+2s dance Set+Link
- 9-16 2s+1s dance a Men's chain
- 17-24 2s+1s+3s dance reels of 3 on the sides, 1s and 3s passing LSh to begin and 1s finish facing 1st corners, 1M pulling back right shoulder at the end
- 25-32 2s+1s+3s dance a Hello-goodbye setting, dancing a Petronella turn to 2nd place at the end. All clap on bar 31.



11 PEGGY'S LOVE S32 · 3/4L

RSCDS VIII 2 · Crib: Eric Ferguson's *E-cribs* · Diagram: Keith Rose's *Diagrams*

- 1– 1c long cast to 3pl **while{4}** 3c set | lead up to 1pl ; repeat the figure (1,2,3)
- 9– 1c cross below 2c, cast behind 3c (2c up) and lead up to 1cnrs ; set to 1cnrs, to 2cnrs, finish 2plx in middle facing down
- 17– 1c lead between 3c, cross and cast up to 2pl, 2c dance in on [20] ; 2c+1c ½Pousette (1,2,3)
- 25– 1c+2c Allemande (2,1,3)

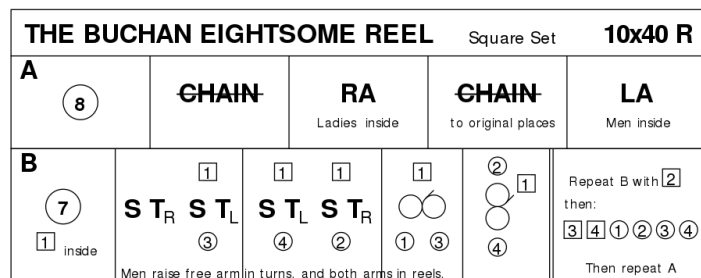


12 THE BUCHAN EIGHTSOME REEL R400 · 4S

RSCDS XXI 8 · Crib: Eric Ferguson's E-cribs · Diagram: Keith Rose's Diagrams

Part A

- 1- Circle 8 and back
- 9- ½ G-Chain, 2 bars/H, (to 3,4,1,2)
- 17- All RHA, W inside, NHJ with P (3,4,1,2)
- 25- ½ G-Chain (to 1,2,3,4)
- 33- All LHA, M inside, NHJ with P (1,2,3,4)



RSCDS Book 21.8

4C/4C square set.

Part B

- 1- 1W sets alone inside, others Circle 7 and back
- 9- 1W sets to P | turn R arm (elbow grip, M raise the free arm) ; 1W+opposite M (3M) set, turn L arm and face M to the L (4M)
- 17- 1W+M (=4M) set, turn L arm ; 1W+opposite M (2M) set, turn R arm and face R (Partner)
- 25- 1W+P+M opposite (1M+3M) Reel 3, start Rsh to P, at end face L (M raise both arms)
- 33- 1W+M on the sides (4M+2M) Reel 3, start Lsh to 4M

Dance A, then B with inside in turn 1W, 2W, 3W, 4W, then 1M, 2M, 3M, 4M (who dance with the W), finish with A

Memorize: centre dancer Turns R,L,L,R, then Reels Rsh to P, Lsh across