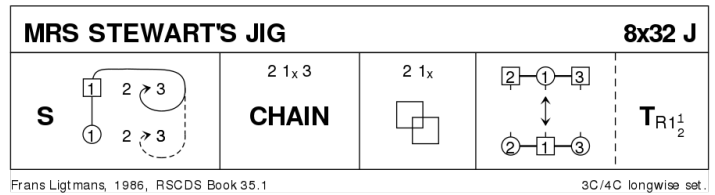


# 2017-10-14 Paris October Dance

## 1 MRS STEWART'S JIG J32 · 3/4L

Frans Ligtmans: RSCDS XXXV 1 · Crib: Eric's E-cribs · Diagram: Keith Rose's Diagrams

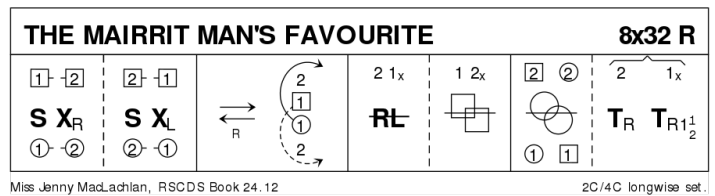
- 1- 1c set | 1W casts, 1M following, round 3W, 1W dances up round 3M and 1M dances up the middle, 1c face 3c (2c up on 7-8) (2,1x,3)
- 9- 2c+1c+3c G-Chain (2c cross), 2M+1M finish facing out
- 17- 2c+1c L-Chain
- 25- 2c+1c+3c A&R ; 1c turn RH 1½ to (2,1,3)



## 2 THE MAIRIT MAN'S FAVOURITE R32 · 2/4L

RSCDS XXIV 12 · Crib: Eric's E-cribs · Diagram: Keith Rose's Diagrams

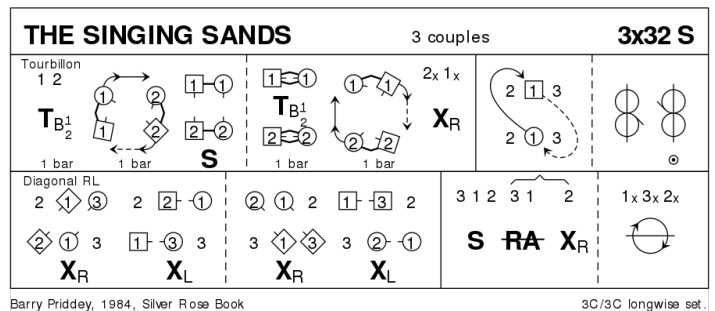
- 1- 1W+2W and 1M+2M set and change places RH ; repeat changing back LH
- 9- 1c lead down the middle {3} and up {3} ; cross and cast to 2plx (2c up) (2,1x)
- 17- 2c+1c ½ R&L ; ½ L-Chain (1c now on M side)
- 25- 1c+2c ½ M-Chain (2,1x) ; 2c turn RH **while{4}** 1c turn RH 1½ (2,1)



## 3 THE SINGING SANDS S32 · 3/3L

Barry Priddey: The Silver Rose Book of Scottish Country Dances · Crib: Eric's E-cribs · Diagram: Keith Rose's Diagrams

- 1- 1c+2c Tourbillon (1c+2c turn P BH ½, opening out to one place clw in the square (1c to W side, 2c to M side) | 1c set to 2c ; repeat figure (to 2x,1x) | 2c+1c cross RH) (2,1,3)
- 9- 1c (M up, W down) dances ½ Fig8 Rsh round 2 cnr ; 1M+3c & 1W+2c ½ Rsh reels3 across (2x,1,3x)
- 17- Diagonal R&L (to 3,1,2)
- 25- All set | 3c+1c ½ RHA **while{}** 2c cross RH ; all chase clw ½ round (2,3,1)

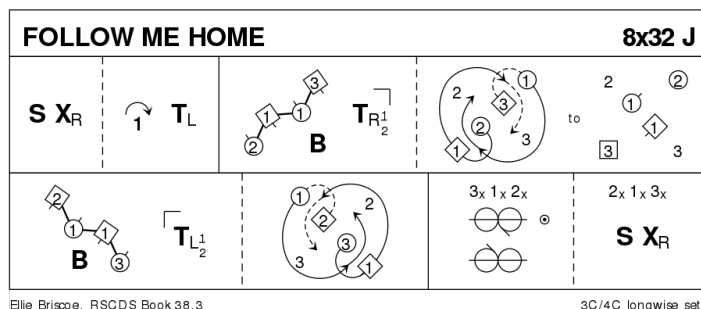


Note: The dry white sands on the north-west side of the Isle of Eigg are said to produce a musical sound when walked upon.

## 4 FOLLOW ME HOME J32 · 3/4L

Ellie Briscoe: RSCDS XXXVIII 3 · Crib: Eric's E-cribs · Diagram: Keith Rose's Diagrams

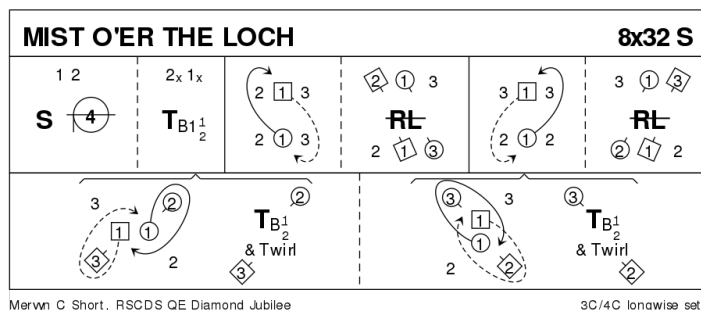
- 1- 1c set | cross RH ; cast off (2c up) | turn  $\frac{3}{4}$  LH
- 9- BiL with 1cnrs |  $\frac{1}{2}$  turn 1cnrs RH ; 1c followed by 1cnrs chase clw round 4cnrs to leave 1cnrs in exchanged places, and join LH to 2cnr, RH to P
- 17- BiL with 2cnrs |  $\frac{1}{2}$  turn 2cnrs LH ; 1c followed by 2cnrs chase cclw, 1c crossing Lsh to 2plx facing out (3x,1x,2x)
- 25-  $\frac{1}{2}$  Lsh Reels3 on the sidelines ; All set and cross (2,1,3)



## 5 MIST O'ER THE LOCH S32 · 3/4L

Mervyn C Short: QE Diamond Jubilee Dances · Crib: Eric's E-cribs · Diagram: Keith Rose's Diagrams

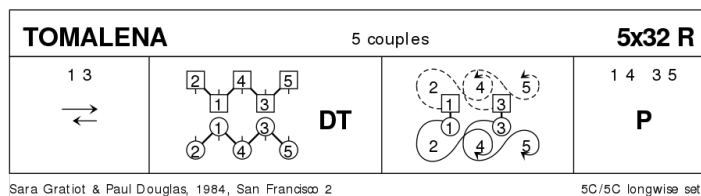
- 1- 1c+2c set | Circle 4 L  $\frac{1}{2}$  ; turn P BH  $\frac{1}{2}$  (2,1,3)
- 9- 1c  $\frac{1}{2}$  Fig8 L (i.e. M up) ;  $\frac{1}{2}$  diagonal R&L to the L (with 4cnrs)
- 17- 1c  $\frac{1}{2}$  Fig8 R (i.e. W up);  $\frac{1}{2}$  diagonal R&L to the R (with 3cnrs) (3x,1,2x) 1c face 1cnr
- 25- 1c+1cnrs pass, cnrs turn BH  $\frac{1}{2}$ , and cast away as 1c pass Rsh ; repeat with 2cnrs (to 2,1,3)



## 6 TOMALENA R32 · 5/5L

Gratiot, Sara & Douglas, Paul: San Francisco Collection Volume 2 · Crib: Eric's E-cribs · Diagram: Keith Rose's Diagrams

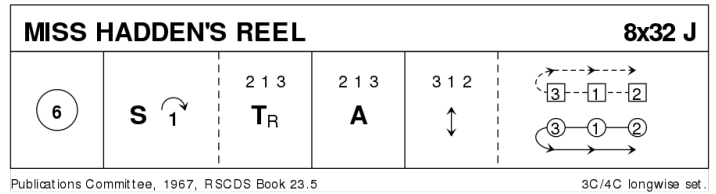
- 1- 1c+3c down the middle (2c+4c up) ; and up to 2pl/4pl BtoB facing own side (2,1,4,3,5)
- 9- Double DTr, finish on own side facing up NHJ (2,1,4,3,5)
- 17- 1c+3c dance up one | cast off one ; dance down one (between 3pl/5pl) | cast up (to 2,1,4,3,5), 4c&5c stepping in for
- 25- 1c+4c & 3c+5c Poussette (2,4,1,5,3)



## 7 MISS HADDEN'S REEL J32 · 3/4L

RSCDS: RSCDS XXIII 5 · Crib: Eric's E-cribs · Diagram: Keith Rose's Diagrams

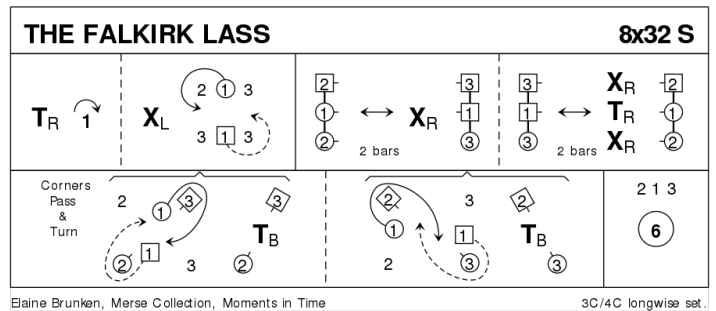
- 1- 1c+2c+3c Circle6 and back
- 9- 1c set | cast off (2c up) ; 2c+1c+3c turn RH into
- 17- 2c+1c+3c Allemande (3,1,2)
- 25- All A&R ; 3c followed by 1c cast off and 2c dance up to (2,1,3) (second time: 3c dance through 4pl to 3pl and 1c dance to 4pl)



## 8 THE FALKIRK LASS S32 · 3/4L

Elaine Brunken: Moments in Time · Crib: Eric's E-cribs · Diagram: Keith Rose's Diagrams

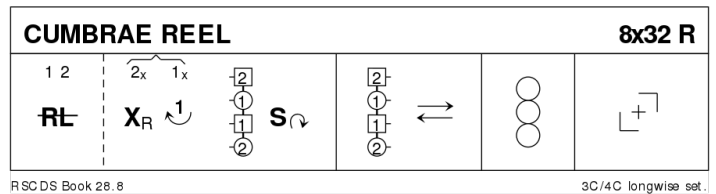
- 1- 1c turn RH | cast off (2c up) ; cross LH | cast L to 1M/1W between 2c/3c
- 9- In facing lines of three A[1]&R[1] | change places RH ; A[1]&R[1] | 2c+3c change back, 1c turn RH to face 1cnr
- 17- Cnrs Pass and turn (turn BH) , to (2,1,3)
- 25- All circle6 and back



## 9 THE CUMBRAE REEL R32 · 3/4L

RSCDS XXVIII 8 · Crib: Eric's E-cribs · Diagram: Keith Rose's Diagrams

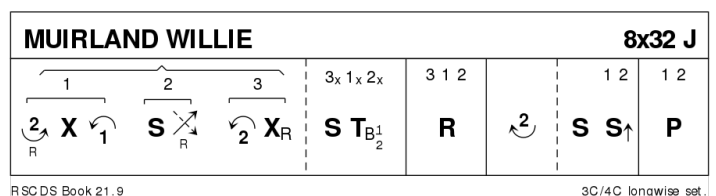
- 1- 1c+2c half R&L ; 2c cross RH to own side **while**{4} 1c dance up to between 2c, all facing up NHJ | set in line across and pivot R the second PdB to face down
- 9- In line of 4 dance down the middle (turn R about) ; and up, finishing with 1c BtoB between 2c
- 17- 1c+2c Reel4 across the dance, 1c finishing facing corners
- 25- 1c turn corner, P, corner, cross over to own sides (2,1,3)



## 10 MUIRLAND WILLIE J32 · 3/4L

RSCDS XXI 9 · Crib: Eric's E-cribs · Diagram: Keith Rose's Diagrams

- 1- 1c lead down to 3pl, cross and cast to 2pl, **while**{ } 2c set and cross RH into 3pl, **while**{ } 3c cast to top and cross RH ; all C set (may advance a bit) and turn BH to own side (3,1,2)
- 9- Repeat [1-8] from new positions (2,3,1)
- 17- 1c lead to top (2c+3c down) ; 1c set | 1c+2c set advancing
- 25- 1c+2c Poussette (2,1,3).

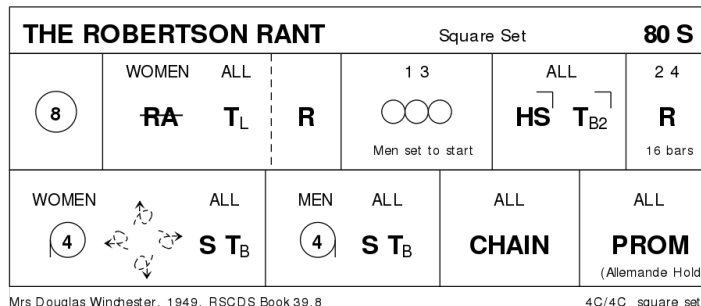


Unofficial: On 2nd turn, 4c has an easier start if 1c+3c+4c dance a 3c Poussette

# 11 THE ROBERTSON RANT S80 · 4S

Mrs Douglas Winchester: RSCDS XXXIX 8 · Crib: Eric's E-cribs · Diagram: Keith Rose's Diagrams

- 1- All Circle8 and back
- 9- Double L chain (women ½ RHA, turn opposite M LH ; ½ RHA, turn P LH, to own places)
- 17- 1c+3c Reel4, (W pass left shoulder, M set on [17-18], at the end W slow down and M speed up, face and acknowledge P and pull back inner shoulder to face corners.
- 25- All set to corner H.Schottische ; turn cnr BH twice
- 33-48 2c+4c repeat [17-32]
- 49- Women Circle4 L (at end pull back Rsh to face out) ; set to and turn P BH.
- 57- Men circle4 R, pull back Lsh ; set to and turn P BH.
- 65- G-Chain (one step per hand)
- 73- Promenade cclw round the set in Allemande hold, M bring W into middle of set and hold RH for bow and curtsy



# 12 DA RAIN DANCIN' R32 · 3/4L

Ron Wallace: Whiteadder Collection · Crib: Eric's E-cribs · Diagram: Keith Rose's Diagrams

- 1- 1c dance down 2 places and cast up to 2pl (2c up) ; 2c+1c+3c set and cross RH (2x,1x,3x)
- 9- 1c dance up and cast off one ; 2c+1c+3c set | 2c+3c cross LH while {2} 1c turn LH to face 1cnr:
- 17- 1c set R to 1cnr {1} and L to P {1} | turn ¾ RH ; set R to 2cnr and L up/down to P | turn ¾ RH to 2pl
- 25- 2c+1c+3c circle6 and back. (2,1,3)

