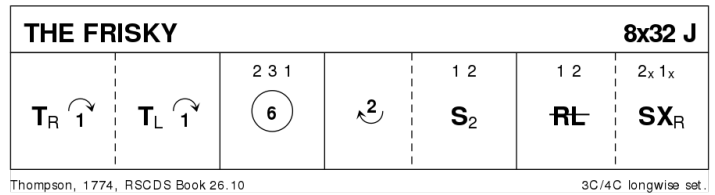


RSCDS Paris Branch - Bal du 10 mars 2018

1 THE FRISKY J32 · 3/4L

Robert Bremner: RSCDS XXVI 10 · Crib: Eric's E-cribs · Diagram: Keith Rose's Diagrams

- 1- 1c turn RH, cast off (2c up) ; turn LH, cast off one (3c up) (2,3,1)
- 9- All circle6 and back
- 17- 1c lead to the top [******] (2c+3c down) ; 1c+2c set twice
- 25- 1c+2c ½ R&L ; 2c+1c set | cross RH (2,1,3)

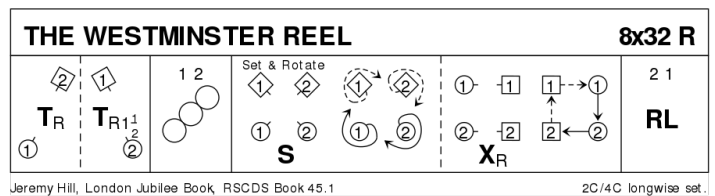


[**] TACnotes says dance in {1}, dance up NHJ {2}, out to 1pl {1}

2 THE WESTMINSTER REEL R32 · 2/4L

Jeremy Hill: RSCDS XLV 1 · Crib: Eric's E-cribs · Diagram: Keith Rose's Diagrams

- 1- 1M+2W turn RH to places ; 1W+2M turn RH 1½ to face P for
- 9- 1c+2c Rsh diagonal Reel4, all ending in own places
- 17- 1c+2c Set&Rotate (set diagonally | cast 1 place clw ; change RH with P | chase 1 place clw)
- 25- 2c+1c R&L

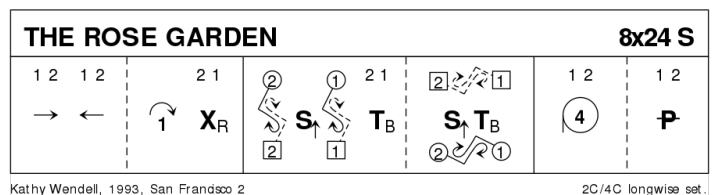


note the difference: the standard Set&Rotate starts with set to P

3 THE ROSE GARDEN S24 · 2/4L

Kathy Wendell: San Francisco Collection Volume 2 · Crib: Eric's E-cribs · Diagram: Keith Rose's Diagrams

- 1-- 1c+2c lead down | lead up ; 1c cast off as 2c leads up and casts into 1pl | 2c+1c cross RH (2x,1x)
- 9-- 2c+1c set passing P Lsh and twirl R to face P, turn BH to own side facing other cpl ; repeat up/dn along sidelines (to 1,2)
- 17-- 1c+2c circle4 L ; ½Poussette (2,1)

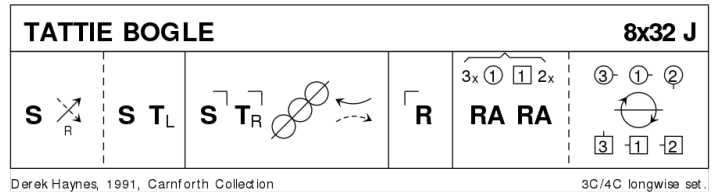


4 THE TATTIE BOGLE J32 · 3/4L

Derek Haynes: Carnforth Collection of SC Dances 1 · Crib: Eric's E-cribs · Diagram: Keith Rose's Diagrams

A Tattie Bogle is a scarecrow.

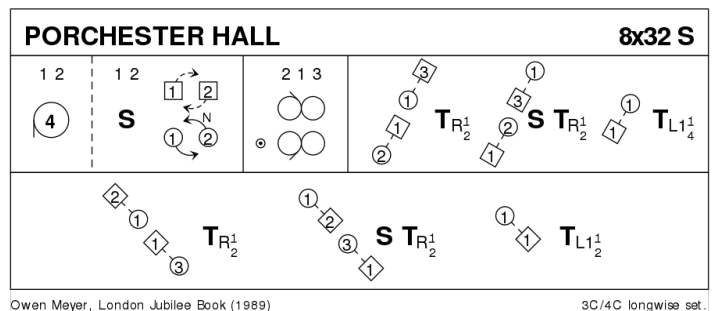
- 1- 1c set, cross down RH, 1W making long R turn (2c up) ; set, turn LH to face 1cnr
- 9- 1c set to 1cnr, turn 1cnr RH once round ; ½ a diagonal Reel4 with 1cnr to finish (1c passing Lsh) facing 2cnrs
- 17- 1c repeat [9-16] with 2cnrs to finish in the centre, facing own sides, 1M above 1W
- 25- 3c+1M & 1W+2c RHA (to 3x,1x,2x) ; all chase ½ round clw to (2,1,3)



5 PORCHESTER HALL S32 · 3/4L

Owen Meyer: The London Jubilee Book (1989) · Crib: Eric's E-cribs · Diagram: Keith Rose's Diagrams

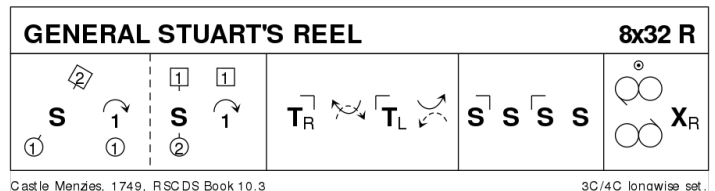
- 1- 1c+2c circle4 L ; set, 1c cast off one **while** 2c dance up and face out
- 9- Reels3 on own side (1c starts down and in), 1c ends facing 1cnrs
- 17- 1c change place RH with 1cnrs | 1c+1cnr set ; change back RH | 1c 1¼ turn LH to face 2cnrs
- 25- 1c+2cnrs repeat, to (2,1,3).



6 GENERAL STUART'S REEL R32 · 3/4L

Castle Menzies (18C): RSCDS X 3 · Crib: Eric's E-cribs · Diagram: Keith Rose's Diagrams

- 1- 1M sets to 2W and casts off (2M up) ; 1W sets to 2M and casts off (2W up)
- 9- 1c turn 1cnr RH | pass Rsh ; turn 2cnr LH | pass Rsh to face 1cnr
- 17- SetH&G , finish BtoB facing 1M up / 1W down.
- 25- Reels3{6} with cnrs (Rsh to 2cnr) | 1c cross.

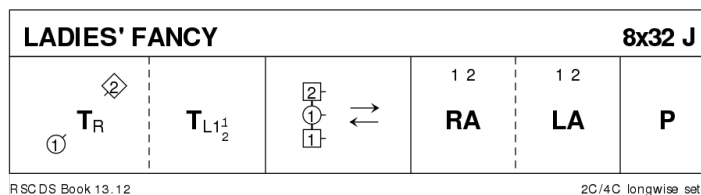


INTERVAL

7 LADIES' FANCY J32 · 2/4L

RSCDS XIII 12 · Crib: Eric's E-cribs · Diagram: Keith Rose's Diagrams

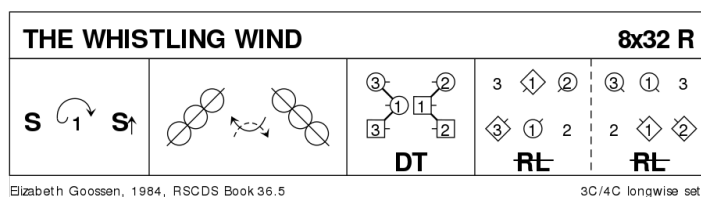
- 1- 1M+2W turn RH, to places ; 1M+1W 1½ LH turn (1c may use BH on [7-8] as 2W steps up) to face down in line across 1W+1M+2W
- 9- 2W+1M+1W down the middle and up (1M hands 1W across in front as 2M joins in behind him for)
- 17- 1c+2c RHA, LHA
- 25- 1c+2c Poussette.



8 THE WHISTLING WIND R32 · 3/4L

Elizabeth Goossen: RSCDS XXXVI 5 · Crib: Eric's E-cribs · Diagram: Keith Rose's Diagrams

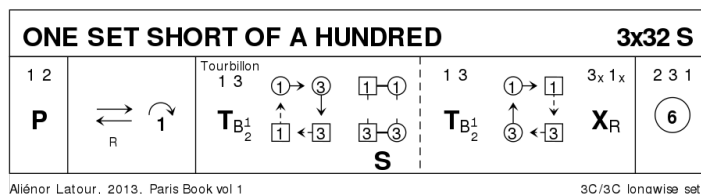
- 1- 1c set | long cast to 2pl (2c up on [5-6]) | set advancing to 1cnrs
- 9- 1c ½Reel4 with 1cnrs, pass Rsh ; 1c ½Reel4 with 2cnrs finishing BtoB in the middle, 1M facing up, 1W down
- 17- DTr up / down, finish 2pl own side (3x,1,2x)
- 25- diagonal R&L (M down, W up) (2,1,3)



9 ONE SET SHORT OF A HUNDRED S32 · 3/3L

Aliénor Latour: The Paris Book of Scottish Country Dances, vol. 1 · Crib: Eric's E-cribs · Diagram: Keith Rose's Diagrams

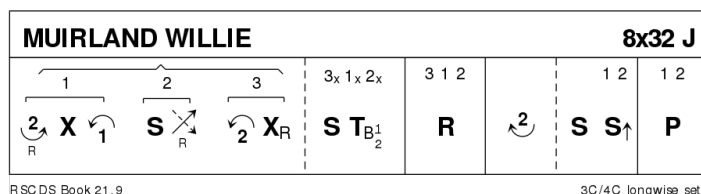
- 1-- 1c+2c Poussette
- 9-- 1c lead down {3}, up {3} and cast to 2pl (2c up) (2,1,3)
- 17-- 1c+3c Tourbillon
- 25-- Circle6 and back (2,3,1)



10 MUIRLAND WILLIE J32 · 3/4L

RSCDS XXI 9 · Crib: Eric's E-cribs · Diagram: Keith Rose's Diagrams

- 1- 1c lead down to 3pl, cross and cast to 2pl, **while** 2c set and cross RH into 3pl, **while** 3c cast to top and cross RH ; all C set (may advance a bit) and turn BH to own side (3,1,2)
- 9- Repeat [1-8] from new positions (2,3,1)
- 17- 1c lead to top (2c+3c down) ; 1c set | 1c+2c set advancing
- 25- 1c+2c Poussette (2,1,3).

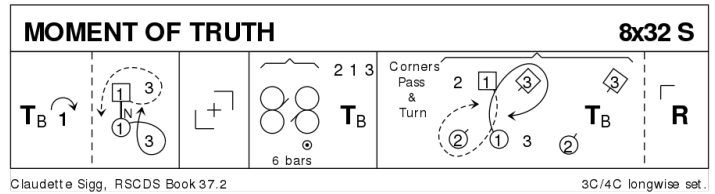


Unofficial: On 2nd turn, 4c has an easier start if 1c+3c+4c dance a 3c Poussette

11 MOMENT OF TRUTH S32 · 3/4L

Claudette Sigg: RSCDS XXXVII 2 · Crib: Eric's E-cribs · Diagram: Keith Rose's Diagrams

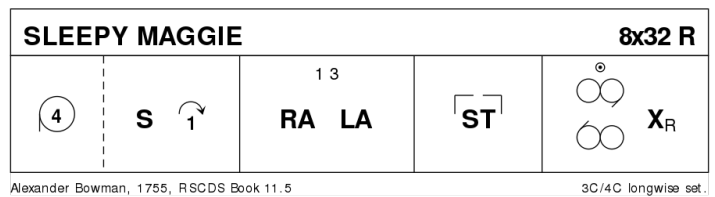
- 1- 1c turn BH, cast off (2c up) ; dance NHJ between 3c, cast up to 1cnrs
- 9- Turn CPCP to finish between end cpl facing 1cnrs, 1W above, 1M below
- 17- Lsh Reels3{6} across (to 2,1,3) | All C turn BH
- 25- »Cnrs Pass and Turn«: 1c pass Rsh and loop Rsh round 1cnr positions **while{4}** 1cnrs turn each other BH, to places ; 1c pass Rsh in the middle and repeat with 2cnrs, 1c pass each other Rsh to (2,1,3)



12 SLEEPY MAGGIE R32 · 3/4L

Alexander Bowman: RSCDS XI 5 · Crib: Eric's E-cribs · Diagram: Keith Rose's Diagrams

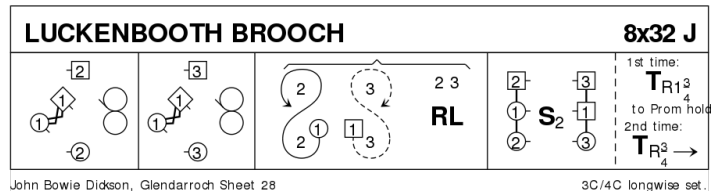
- 1- 1c+2c circle4 to the left ; 1c set | cast off (2c up)
- 9- 1c+3c RHA ; LHA, 1c finish facing 1cnrs
- 17- 1c set to and turn corners, finish facing 1cnrs
- 25- Reels3{6} with cnrs (Lsh to 1cnr), 1c cross RH (2,1,3).



E1 THE LUCKENBOOTH BROOCH J32 · 3/4L

John Bowie Dickson: Reels and Wheels (CD booklet) · Crib: Eric's E-cribs · Diagram: Keith Rose's Diagrams

- 1- 1c in promhold (1M on the R) Reel3 with 2c (Rsh to 2M)
- 9- Repeat with 3c, finish in centre, facing M side, 1M above 1W
- 17- 2c+3c dance R&L **while{8}** 1c dance out on M side, divide and cast to meet in centre, dance out on W side, divide and cast into
- 25- In lines across 1M+2c facing 1W+3c set twice ; 1c turn RH 1¼ to promhold to continue (2,1,3) (on 2nd time through, turn RH ¾ and dance down to 4pl (4c up))



E2 FIGHT ABOUT THE FIRESIDE R32 · 3/4L

Nathaniel Gow: RSCDS I 10 · Crib: Eric's E-cribs · Diagram: Keith Rose's Diagrams

- 1- 1c lead down the middle (2c up) ; and up, to face 1cnrs
- 9- 1W+2c and 1M+3c Reel3 across, Rsh to 1cnr, finish facing 1cnr
- 17- 1c set to and turn corners, finish in sideline between corners
- 25- 1c set twice to P ; turn RH 1½ to (2,1,3) (alternative: turn BH ½ in PdB)

