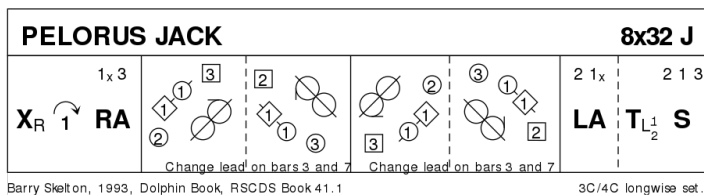


RSCDS Paris Branch - Bal du 16 juin 2018

1 PELORUS JACK J32 · 3/4L

Barry Skelton: RSCDS XLI 1 · Crib: E-cribs · Diagram: Keith Rose's Diagrams

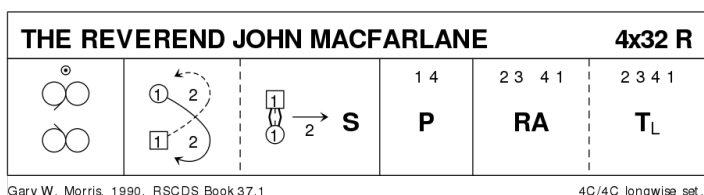
- 1- 1c cross RH, cast (2c up) ; 1c+3c RHA, finish 1M facing 1cnr, 1W behind him
- 9- 1c in tandem +1cnrs ½ diagonal Reel3, Rsh to 3W (1M & 1W loop R singly for lead change, so 1W now leads P) ; ½ diagonal Reel3, Rsh to 2W (+ lead change)
- 17- Continue pattern twice
- 25- 2c+1c LHA ; 1c turn LH ½ | all set (2,1,3)



2 THE REVEREND JOHN MACFARLANE R32 · 4/4L

Gary W Morris: RSCDS XXXVII 1 · Crib: E-cribs · Diagram: Keith Rose's Diagrams

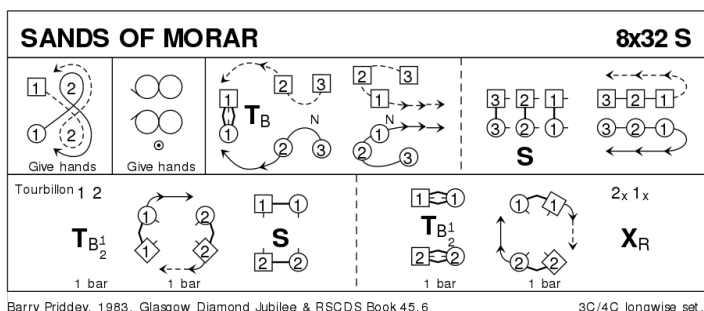
- 1- 1c cross down into Mirror Reels3 on opposite sides with 2c+3c (1x,2,3)
- 9- 1c ½ Fig8 round 2c ; 1c (BHJ) slip down to between 3c | set (top foot starting) (2c+3c up, 4c step in)
- 17- 1c+4c Poussette (2,3,4,1)
- 25- 2c+3c & 4c+1c RHA ; all C turn LH (3M polite L turn into next repetition).



3 SANDS OF MORAR S32 · 3/4L

Barry Priddey: RSCDS XLV 6 · Crib: E-cribs · Diagram: Keith Rose's Diagrams

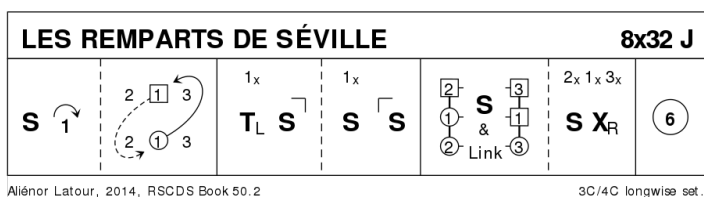
- 1- 1c Fig8 round 2c, giving hands
- 9- All Mirror Reels3 on own side, 1c starts in, join hands on meeting P
- 17- 1c turn BH | 1c dance to 3pl NHJ while(4) 2c+3c continue reel to top and follow behind 1c ; 3c+2c+1c set facing down | 1c cast to top, 2c+3c following to finish (1,2,3)
- 25- 1c+2c Tourbillon (1c+2c turn P BH ½, opening out to one place clw in the square (1c to W side, 2c to M side) | 1c set to 2c ; repeat figure (to 2x,1x) | 2c+1c cross RH) (2,1,3)



4 LES REMPARTS DE SÉVILLE J32 · 3/4L

Aliénor Latour: RSCDS L 2 · Crib: E-cribs · Diagram: Keith Rose's Diagrams

- 1- 1c set | cast off (2c up) ; 1c ½ Fig8, Lsh to 1cnr
- 9- 1c turn LH to face 1cnrs | 6 bars of set H&G, into lines across
- 17- S&Link3 ; all set | all cross RH
- 25- Circle6 and back (2,1,3)

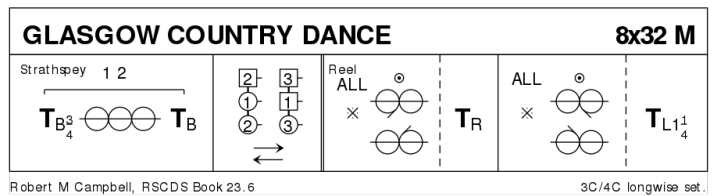


5 GLASGOW COUNTRY DANCE M32 · 3/4L

Robert M Campbell: RSCDS XXIII 6 · Crib: E-cribs · Diagram: Keith Rose's Diagrams

Strathspey part

- 1-- 1c+2c turn partners $\frac{3}{4}$ BH to centre line | $\frac{1}{2}$ Reel4 | turn BH, 2c to 1pl with 1M between 2c and 1W between 3c, all facing down
- 9-- 1W (1M) lead 3c (2c) down the middle ; all turn R about and lead up, to finish line facing line across



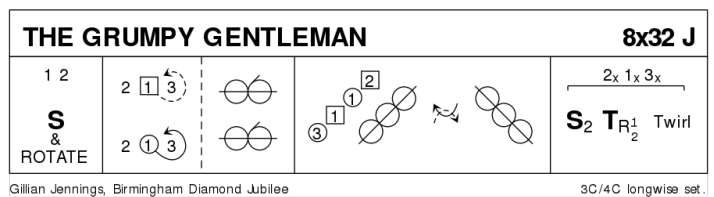
Reel part

- 17-- All clap, $\frac{1}{2}$ Reels3 on sides, Rsh to 1cnr ; 1c turn RH to finish facing in lines across (1W between 3c at top and 1M between 2c)
- 25-- All clap, $\frac{1}{2}$ Reels3 on sides, Lsh to 2cnr position ; 1c turn $1\frac{1}{4}$ LH to (2,1,3)

6 THE GRUMPY GENTLEMAN J32 · 3/4L

Gillian Jennings: Birmingham Diamond Jubilee Dance Book - 1946-2006 · Crib: MiniCribs · Diagram: Keith Rose's Diagrams

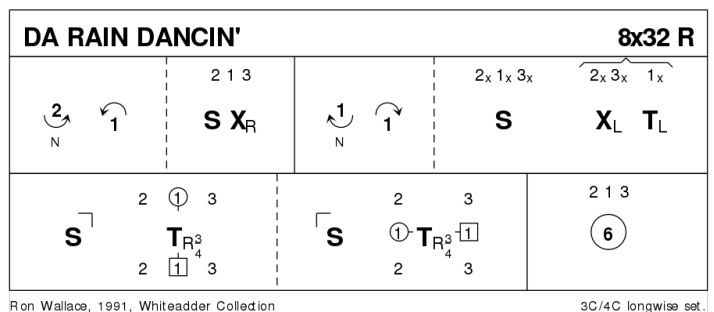
- 1-8 1s+2s Set & Rotate : Set, rotate singly & dance on 1 place clockwise, change places RH on sides & dance on 1 place to own sides (1s in 2nd pl)
- 9-16 1s dance LSh round 3s & dance $\frac{1}{2}$ reel of 3 on sides (RSh to 2s to start) & end facing 1st corners (pstrn)
- 17-24 1s dance $\frac{1}{2}$ diagonal reel of 4 with 1st corners, pass RSh & dance $\frac{1}{2}$ diagonal reel with 2nd corners to end 2nd place opposite sides
- 25-32 All set twice & $\frac{1}{2}$ turn partner, twirl & dance out to places



7 DA RAIN DANCIN' R32 · 3/4L

Ron Wallace: Whiteadder Collection · Crib: E-cribs · Diagram: Keith Rose's Diagrams

- 1-- 1c dance down 2 places and cast up to 2pl (2c up) ; 2c+1c+3c set and cross RH (2x,1x,3x)
- 9-- 1c dance up and cast off one ; 2c+1c+3c set | 2c+3c cross LH while {2} 1c turn LH to face 1cnr:
- 17-- 1c set R to 1cnr {1} and L to P {1} | turn $\frac{3}{4}$ RH ; set R to 2cnr and L up/down to P | turn $\frac{3}{4}$ RH to 2pl
- 25-- 2c+1c+3c circle6 and back. (2,1,3)

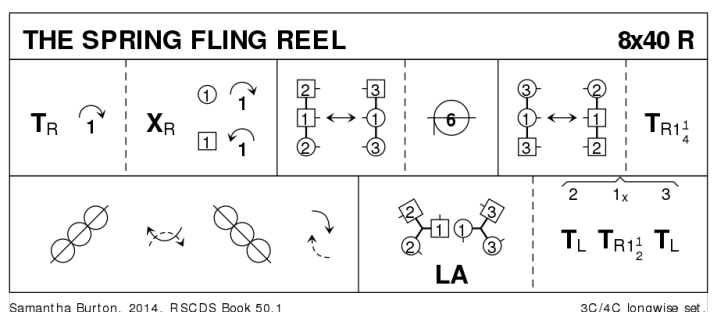


INTERVAL

8 THE SPRING FLING REEL R40 · 3/4L

Samantha Burton: RSCDS L 1 · Crib: E-cribs · Diagram: Keith Rose's Diagrams

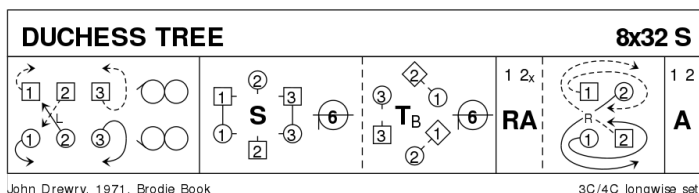
- 1-- 1c turn RH | cast off (2c up) ; cross RH and cast R into lines across (1W+2c face 1M+3c)
- 9-- All A&R up/down , Circle $\frac{1}{2}$ L into lines across
- 17-- All A&R up/down ; 1c turn RH $1\frac{1}{4}$ to face 1cnr
- 25-- 1c+1cnrs $\frac{1}{2}$ diag Reel4 1c pass Rsh ; repeat with 2cnrs, finish 1M below 1W
- 33-- 2c+1W & 1M+3c LHA ; 2c+3c turn LH as 1c turn RH $1\frac{1}{2}$ (2,1,3)



9 THE DUCHESS TREE S32 · 3/4L

John Drewry: *Summer Collection, Set 4 (Scottish Country Dances, Volume 4)* · Crib: *E-cribs* · Diagram: *Keith Rose's Diagrams*

- 1- Mirror Reels3 on the sides (1c cast off, 2c cross up LH, 3c join NH facing down and cast up), all c touch hands when possible, at end 1c&3c dance to own place NHJ and turn inwards so 1c faces 3c NHJ (12x,3)
- 9- All set | all circle6 L ; all M turn W on their right BH | continue circle6 (to 1,2x,3)
- 17- 1c+2c RHA ; 1c cast off one and lead up to 1pl while {4} 2c lead up, cross, cast off and meet P, ready for
- 25- 1c+2c Allemande (2,1,3).



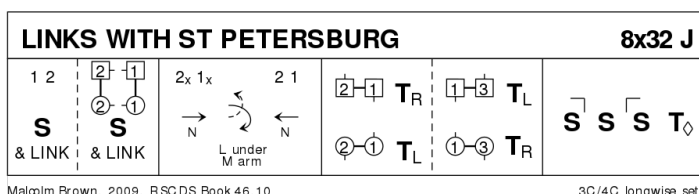
John Drewry, 1971, Brodie Book

3C/4C longwise set.

10 LINKS WITH ST PETERSBURG J32 · 3/4L

Malcolm Brown: *RSCDS XLVI 10* · Crib: *E-cribs* · Diagram: *Keith Rose's Diagrams*

- 1- 1c+2c S&Link, finish 2c facing 1c NHJ ; S&Link to (2x,1x,3)
- 9- 1c, 2c following, dance down {3}, change sides with NHJ, W passing above M and under his arm, 2c+1c dance up to (2,1,3), 2c facing out
- 17- 2c turn 1c EH on sides ; 1c turn 3c EH, 1c finish BtoB facing 1cnr
- 25- SetH&G , petronella to (2,1,3)



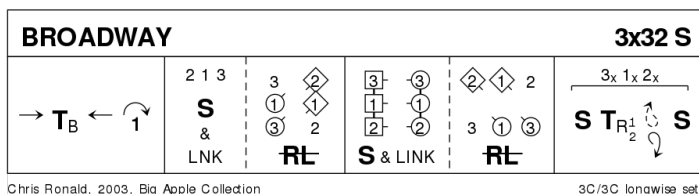
Malcolm Brown, 2009, RSCDS Book 46.10

3C/4C longwise set.

11 BROADWAY S32 · 3/3L

Chris Ronald: *The Sunday Class Dance Book 2* · Crib: *E-cribs* · Diagram: *Keith Rose's Diagrams*

- 1- 1c dance down | turn BH ; dance up and cast to 2pl (2c up) (2,1,3)
- 9- S&Link3 into lines across ; Half Diag R&L to the L (in each line only the middle and RH persons dance)
- 17- S&Link3 to sidelines; Half Diag R&L to the L (in each line only the middle and RH persons dance) (3x,1x,2x)
- 25- All set | All turn P 1/2 and twirl to sideline | All set



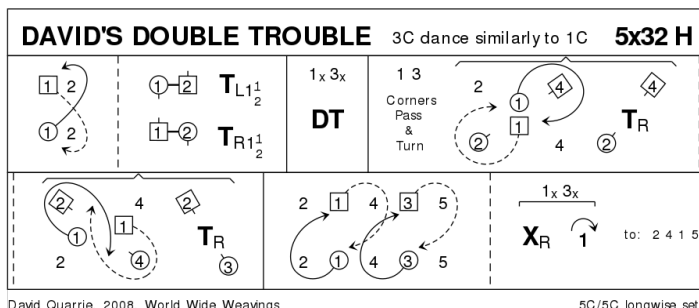
Chris Ronald, 2003, Big Apple Collection

3C/3C longwise set.

12 DAVID'S DOUBLE TROUBLE R32 · 5/5L

David Quarrie: *World Wide Weavings* · Crib: *E-cribs* · Diagram: *Keith Rose's Diagrams*

- 1- 1c+3c 1/2 Fig8 down ; 1c+2c & 3c+4c 1 1/2 mirror turns on sideline EH (1c+3c start inwards) into
- 9- 2c+1c+4c+3c+5c Double DTr, finish facing 1cnr
- 17- 1c & 3c with 1cnrs pass and turn ; repeat with 2cnrs, and face out own side (2,1,4,3,5)
- 25- 1c & 3c cast R round 3cnr, cross in diagonally to opposite side (1W & 3 M pass Rsh) (2,1x,4,3x,5) ; cross RH | cast off (4c+5c up) (2,4,1,5,3)



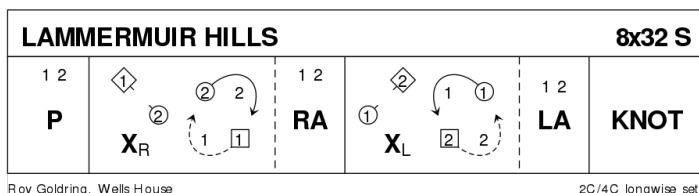
David Quarrie, 2008, World Wide Weavings

5C/5C longwise set.

13 THE LAMMERMUIR HILLS S32 · 2/4L

Roy Goldring: *Wells House and Other Strathspeys* · Crib: *E-cribs* · Diagram: *Keith Rose's Diagrams*

- 1- 1c+2c Poussette
- 9- 1W+2M change places RH, cast clw round P to own places ; 1c+2c RHA
- 17- 1M+2W change places LH, cast cclw round P to own places ; 1c+2c LHA
- 25- 1c+2c Knot



Roy Goldring, Wells House

2C/4C longwise set.

14 THE HIGHLANDMAN KISSED HIS MOTHER

R32 · 3/4L

Miss Milligan's Miscellany of Scottish Country Dances · Crib: E-cribs · Diagram: Keith Rose's Diagrams

- 1- 1c turn RH | cast off (2c up) ; turn LH 1½ to face 1cnrs
- 9- 1c set to and turn corners, finish facing 1cnrs
- 17- Reels3{6} with corners, Lsh to 1cnr | 1c cross own side
- 25- 2c+1c+3c circle6 and back

THE HIGHLANDMAN KISSED HIS MOTHER				8x32 R
T_R	T_{L1}¹₄	ST	X_R	2 1 3

RSCDS MMM 1.20

3C/4C longwise set.