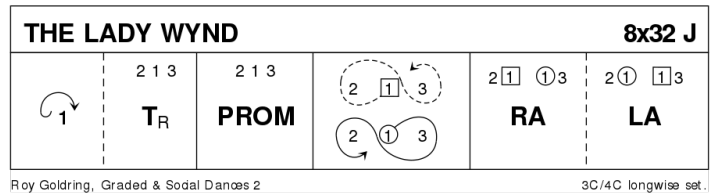


# 2019-01-26 Paris Saturday dance program

## 1 THE LADY WYND J32 · 3/4L

Roy Goldring: *Graded and Social Dances 2 - 23 Dances* · Crib: *E-cribs* · Diagram: *Keith Rose's Diagrams*

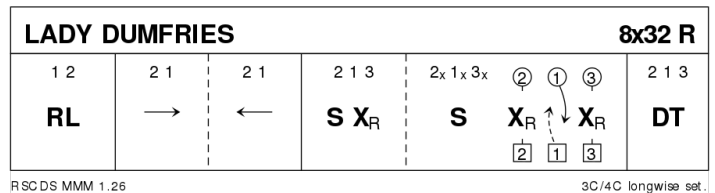
- 1- 1c long cast (2c up) ; all turn RH and face up for
- 9- 2c+1c+3c promenade (2,1,3)
- 17- 1c Fig8 on own side, starting to the R
- 25- Teapots R and L (RHA with end couple on the R ; LHA with end couple on the L)



## 2 LADY DUMFRIES R32 · 3/4L

Miss Milligan's *Miscellany of Scottish Country Dances* · Crib: *E-cribs* · Diagram: *Keith Rose's Diagrams*

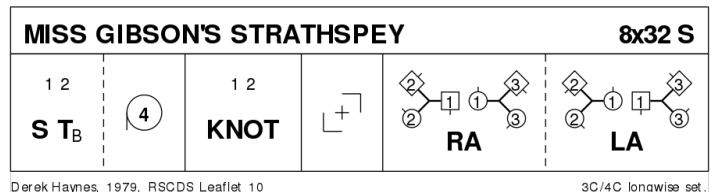
- 1- 1c+2c R&L
- 9- 1c leads 2c down the middle ; and up, 2c leading
- 17- 2c+1c+3c set and cross RH ; repeat, 1c passing Rsh to finish BtoB facing own side
- 25- DTr



## 3 MISS GIBSON'S STRATHSPEY S32 · 3/4L

Derek Haynes: *The Leaflet Dances with Music* · Crib: *E-cribs* · Diagram: *Keith Rose's Diagrams*

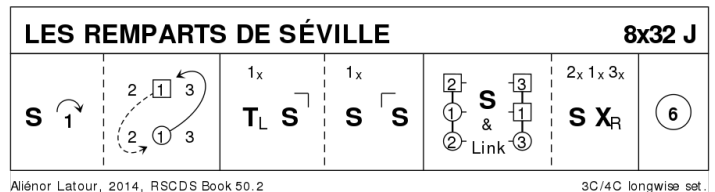
- 1- 1c+2c set | turn BH ; circle4 L
- 9- 1c+2c Knot, 1c finish facing 1cnrs
- 17- Turn CPCP, with final wide 3/4 LH turn into
- 25- Teapots R and L (1M+3c & 1W+2c RHA, 1c pass Rsh, cnrs not to sidelines ; 1M+2c & 1W+3c LHA) (2,1,3)



## 4 LES REMPARTS DE SÉVILLE J32 · 3/4L

Aliénor Latour: *RSCDS 50 2* · Crib: *E-cribs* · Diagram: *Keith Rose's Diagrams*

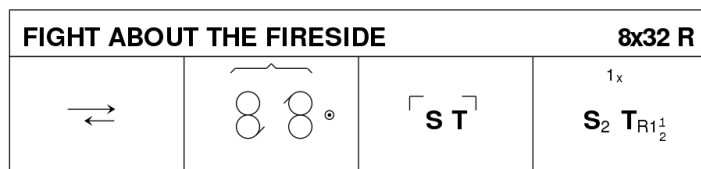
- 1-- 1c set | cast off (2c up) ; 1c 1/2 Fig8, Lsh to 1cnr
- 9-- 1c turn LH to face 1cnrs | 6 bars of set H&G, into lines across
- 17-- S&Link3 ; all set | all cross RH
- 25-- Circle6 and back (2,1,3)



## 5 FIGHT ABOUT THE FIRESIDE R32 · 3/4L

Nathaniel Gow: RSCDS I 10 · Crib: E-cribs · Diagram: Keith Rose's Diagrams

- 1- 1c lead down the middle (2c up) ; and up, to face 1cnr  
 9- 1W+2c and 1M+3c Reel3 across, Rsh to 1cnr, finish facing 1cnr  
 17- 1c set to and turn corners, finish in sideline between corners  
 25- 1c set twice to P ; turn RH 1½ to (2,1,3) (alternative: turn BH ½ in PdB)



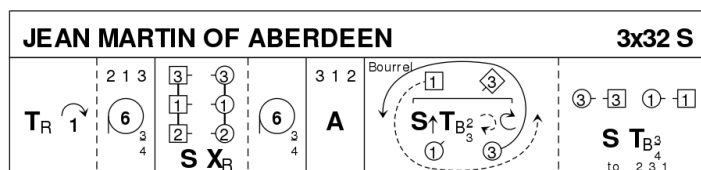
Nathaniel Gow, 1822, RSCDS Book 1.10

3C/4C longwise set.

## 6 JEAN MARTIN OF ABERDEEN S32 · 3/3L

Muriel A Johnstone: Magazine Dances 2005-2009 · Crib: E-cribs · Diagram: Keith Rose's Diagrams

- 1- 1c Turn RH, cast (2c up) ; All circle6 L ¾ into lines across (W facing down, M up)  
 9- All set | change places RH with P ; All circle6 L left ¾ and end in middle facing up (3,1,2) for  
 17- Allemande (2,1,3)  
 25- 1c+3c Bourrel : 1M+3W set adv. | Turn BH ¾ & twirl to end BtoB in middle, 3W facing up & 1M down **while**{4} 1W+3M chase cclw to face P set to P | Turn BH ¾ to (2,3,1)



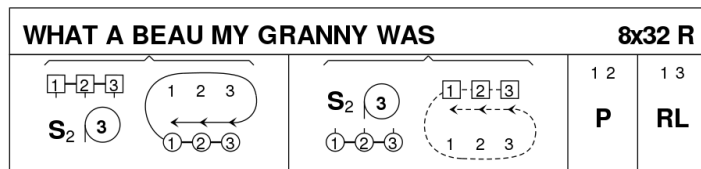
Muriel A Johnstone, 2004, RSCDS 3/2006

3C/3C longwise set.

## 7 WHAT A BEAU MY GRANNY WAS R32 · 3/4L

Longman & Broderip (18C): RSCDS XIV 9 · Crib: E-cribs · Diagram: Keith Rose's Diagrams

- 1- 1W+2W+3W set twice, circle3 L **while** {} the 1M followed by 2M+3M chase round them clw, all to places  
 9- Repeat bars 1 - 8 the M set and circle3 L **while**{} the W dance cclw round the men (1W leading), 1c+2c finish ready for  
 17- 1c+2c Pousette  
 25- 1c+3c R&L



Preston, 1800, RSCDS Book 14.9

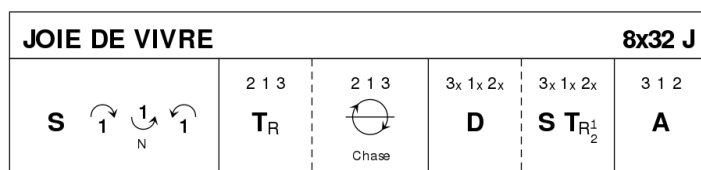
3C/4C longwise set.

Note: for [9-16] neither the instructions nor any notes say that 1W leads cclw, 3W leading clw is also possible

## 8 JOIE DE VIVRE J32 · 3/4L

Irene van Maarseveen: RSCDS XXXIX 2 · Crib: E-cribs · Diagram: Keith Rose's Diagrams

- 1- 1c set | cast (2c up) ; dance between 3c and cast up to (2,1,3)  
 9- All turn P RH to sidelines ; all chase clw half round (to 3x,1x,2x)  
 17- All dance BtoB ; all set | all ½ RH turn into  
 25- 3c+1c+2c Allemande (2,1,3)



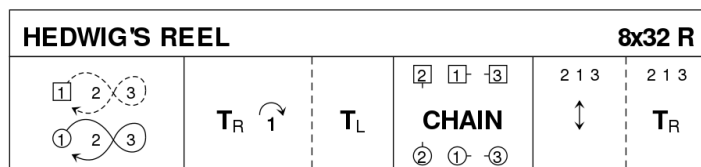
Irene van Maarseveen, 1996, RSCDS Book 39.2

3C/4C longwise set.

## 9 HEDWIG'S REEL R32 · 3/4L

Stella Phillips: *A Second Book of Graded Scottish Country Dances* · Crib: *E-cribs* · Diagram: *Keith Rose's Diagrams*

- 1– 1c Rsh Fig8 on own side round 2c&3c (1,2,3)  
 9– 1c turn RH | cast (2c up) ; turn LH to (2,1,3)  
 17– G-Chain, 2c cross to start  
 25– All A&R ; all turn P RH (2,1,3)



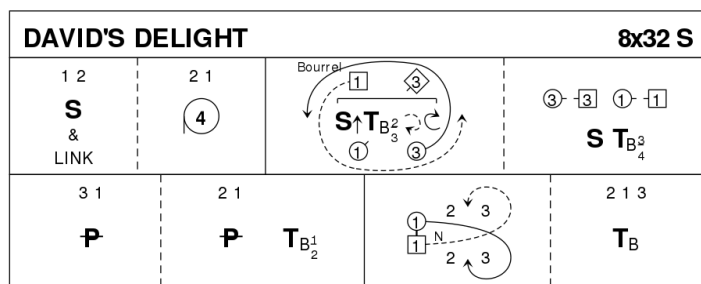
Stella Phillips, RSCDS Graded Book 2.9

3C/4C longwise set.

## 10 DAVID'S DELIGHT S32 · 3/4L

Muriel A Johnstone: *Dancing on Air* · Crib: *E-cribs* · Diagram: *Keith Rose's Diagrams*

- 1-- 1c+2c S&Link ; 2c+1c Circle4 L (2,1,3)  
 9-- 1c+3c "The Birl" (1M+3W set adv | turn BH 2/3 and twirl **while{4}** 1W+3M chase  $\frac{3}{4}$  cclw and face P ; 1c+3c set to P | turn P BH  $\frac{3}{4}$ ), finish in position for  
 17-- 3c+1c half poussette ; 2c+1c half poussette, 1c turn on to finish on opposite side facing down NHJ  
 25-- 1c dance down between 3c (2c up), cross and cast up ; All turn P BH (2,1,3)



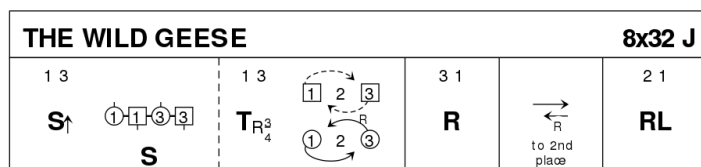
Muriel Johnstone, 2004, *Dancing on Air*

3C/4C longwise set.

## 11 THE WILD GEESE J32 · 3/4L

RSCDS XXIV 3 · Crib: *E-cribs* · Diagram: *Keith Rose's Diagrams*

- 1– 1c+3c set advancing to midline with P on R | BiL ; 1c turn  $\frac{3}{4}$  RH and cast off to 3pl **while{4}** 3c turn  $\frac{3}{4}$  RH and lead to 1pl (3,2,1)  
 9– repeat [1-8] from new positions (1,2,3)  
 17– 1c lead down the middle (2c up on [19-20]) ; and up to (2,1,3)  
 25– 2c+1c R&L



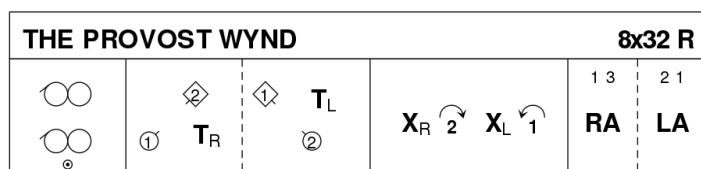
RSCDS Book 24.3

3C/4C longwise set.

## 12 THE PROVOST WYND R32 · 3/4L

Roy Goldring: *A Second Book of Graded Scottish Country Dances* · Crib: *E-cribs* · Diagram: *Keith Rose's Diagrams*

- 1– Parallel Rsh Reels3 on own side  
 9– 1M+2W Turn RH to places ; 1W+2M repeat LH  
 17– 1c cross RH | cast off two (2c up) ; cross LH | cast up (2,1,3)  
 25– 1c+3c RHA ; 2c+1c LHA (2,1,3)



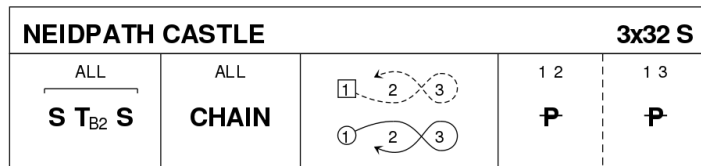
Roy Goldring, 24 Graded & Social Dances, RSCDS Graded Book 2.19

3C/4C longwise set.

### 13 NEIDPATH CASTLE S32 · 3/3L

Derek Haynes: RSCDS XXII 9 · Crib: E-cribs · Diagram: Keith Rose's Diagrams

- 1- All set | all turn BH twice | all set
- 9- G-Chain (1c cross to start)
- 17- 1c Fig8 on own side round 2c+3c, starting inwards. On [24] 1c+2c dance in for
- 25- 1c+2c ½ Poussette, on [28] 1c continue slow turn and 3c dance in ; 1c+3c ½ Poussette (2,3,1)



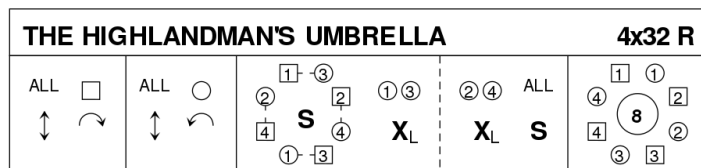
Derek Haynes, RSCDS Book 22.9

3C/3C longwise set.

### 14 THE HIGHLANDMAN'S UMBRELLA R32 · 4S

Anna Campbell Holden: Collins Pocket Reference: Scottish Country Dancing · Crib: E-cribs · Diagram: Keith Rose's Diagrams

- 1- All C in promhold A&R ; all W cast behind P and dance one place clw.
- 9- All new pairs in promhold A&R ; all M men cast behind P and dance one place cclw.
- 17- All set to new partner, 1M+3M cross LH ; 2M+4M cross LH, all set to own P.
- 25- All circle8 and back.



Anna Holden, Collins Pocket SCD

4C/4C square set.