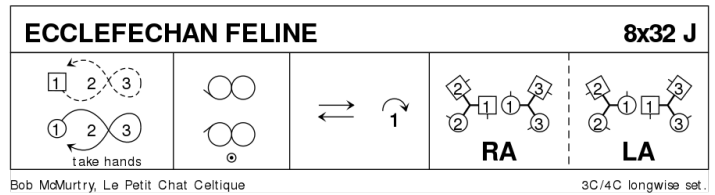


RSCDS Paris branch - Bal du 12 octobre 2019

1 ECCLEFECHAN FELINE J32 · 3/4L

Bob McMurtry: *Le Petit Chat Celtique* · Crib: *E-cribs* · Diagram: *Keith Rose's Diagrams*

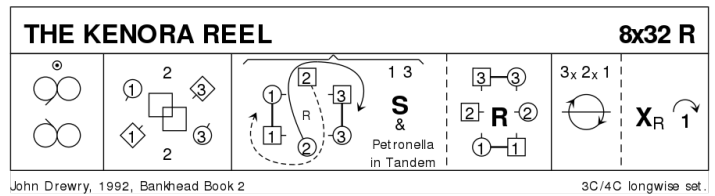
- 1- 1c Fig8 on own side (start in and down ; take NH where possible).
- 9- 1c+2c+3c Mirror Reels3 on own sides (2c start out & up)
- 17- 1c dance down middle {3}, up {3}, and cast off (2c up)
- 25- Teapots R ; and L (1M+3c & 1W+2c RHA, 1c pass Rsh ; 1M+2c & 1W+3c LHA) (2,1,3)



2 THE KENORA REEL R32 · 3/4L

John Drewry: *Bankhead Book Part 2* · Crib: *E-cribs* · Diagram: *Keith Rose's Diagrams*

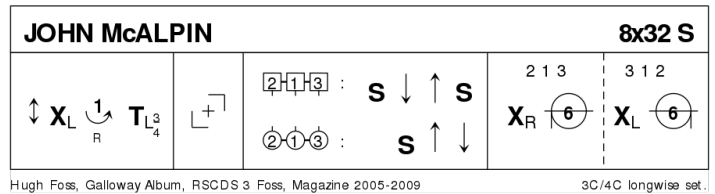
- 1- 1c (cross down)+2c+3c Mirror Reels3 on opposite sides (touch hands), 1c+3c finishing for
- 9- 1c+3c L-Chain up / down, finish 1c facing 3c NHJ
- 17- 1c+3c set | petronella in tandem (Skip Ch.) ; repeat across **while{8}** 2c cross RH, cast R to midline ; cross RH up /down, cast R (to 3x, 2x, 1)
- 25- All chase ½ way clw to (1x, 2, 3) ; 1c cross RH and cast to 2pl (2c up) (2,1,3)



3 JOHN MCALPIN S32 · 3/4L

Hugh Foss: *Magazine Dances 2005-2009* · Crib: *E-cribs* · Diagram: *Keith Rose's Diagrams*

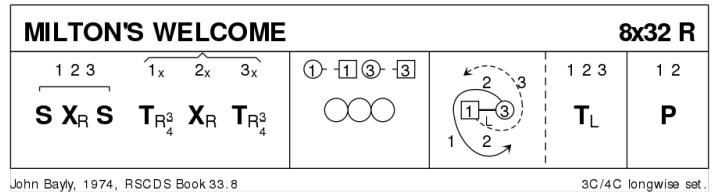
- 1- 1c advance and touch RH {1}, retire {1} | cross LH ; lead down RH (2c up) | turn LH to face 1cnrs
- 9- Turn CPCP (to 2,1,3)
- 17- 2W+1W+3W set, advance ; retire, and set, **while{}** 2M+1M+3M stand | set ; A&R
- 25- All cross RH | ½ circle6 L ; All cross LH | ½ circle6 R (to 2,1,3)



4 MILTON'S WELCOME R32 · 3/4L

John Bayly: RSCDS XXXIII 8 · Crib: E-cribs · Diagram: Keith Rose's Diagrams

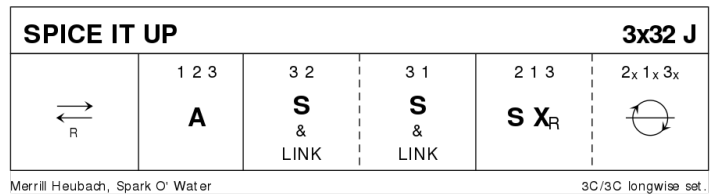
- 1-- 1c+2c+3c set | cross RH ; Set | 1c+3c turn P RH $\frac{3}{4}$ **while**{ } 2c cross RH to 2pl
- 9-- 1c+3c Reel4 on the midline, at the end 1W+3M take LH in passing and begin to turn **while**{ } 1M+3W return to places
- 17-- 1W+3M turn to face own sides | both cast L (1W round 2W and 3M round 2M) to own places ; 1c+2c+3c turn LH into:
- 25-- 1c+2c Poussette. (2,1,3)



5 SPICE IT UP J32 · 3/3L

Merrill Heubach: A Collection of Scottish Country Dances · Crib: E-cribs · Diagram: Keith Rose's Diagrams

- 1-- 1c lead down the middle and up
- 9-- 1c+2c+3c Allemande (3,2,1)
- 17-- 3c+2c S&Link ; 3c+1c S&Link (2,1,3)
- 25-- All set | All cross RH ; All chase $\frac{1}{2}$ clw (3,1,2)

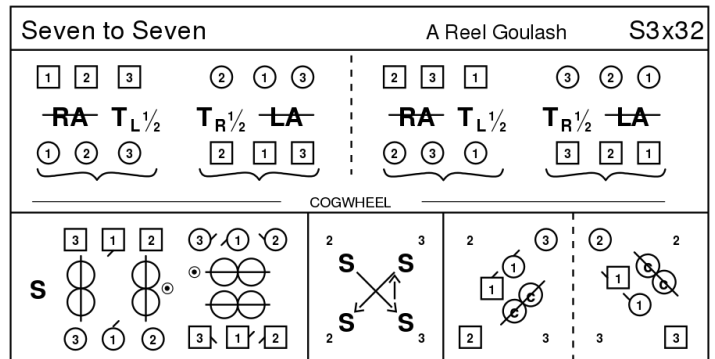


This unusual progression works both in a 3C and a 4C set.

6 SEVEN TO SEVEN S32 · 3/3L

Gábor Turi: A Reel Goulash · Crib: E-cribs · Diagram: Heiko's Diagrams

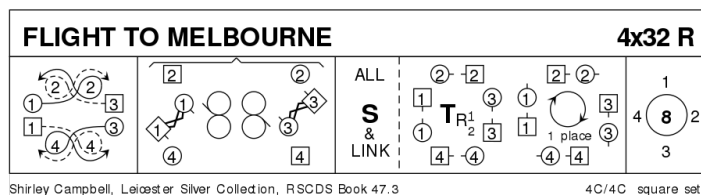
- 1-- 1c+2c $\frac{1}{2}$ RHA **while**{2} 3c $\frac{1}{2}$ turn LH | 2c $\frac{1}{2}$ turn RH **while**{2} 1c+3c $\frac{1}{2}$ LHA (2,3,1) ; 2c+3c $\frac{1}{2}$ RHA **while**{2} 1c $\frac{1}{2}$ turn LH | 3c $\frac{1}{2}$ turn RH **while**{2} 2c+1c $\frac{1}{2}$ LHA (312)
- 9-- 1c set | $\frac{1}{2}$ Reels3{3} across (Lsh to 1cnr) ; into $\frac{1}{2}$ Reels3{3} on the sides (Rsh to 2cnr), end facing 1W pos. (1W to L of 1M)
- 17-- 1c set to 1W pos (2M) | turn inwards and set to 3M pos (3L) ; set to 3W pos (3M) | turn inwards and set to 1M pos (2L) and face R about to face 3W pos (1W behind 1M)
- 25-- 1c+1cnrs $\frac{1}{2}$ diagonal lead-change Rsh Reel3 ; 1c (1W leads)+2cnrs $\frac{1}{2}$ diagonal lead-change Rsh Reel3 (to 312)



7 FLIGHT TO MELBOURNE R32 · 4S

Shirley Campbell: RSCDS XLVII 3 · Crib: E-cribs · Diagram: Keith Rose's Diagrams

- 1– 1M+3W (and 1W+3M) Fig 8 round 2c (4c) (W crossing in front of M), to own places
- 9– 1c & 3c in promhold Rsh Reels3 across with the nearest members of 2c & 4c, to places.
- 17– All C S&Link (to face P) ; turn RH ½ | chase 1 place clw. (4,1,2,3)
- 25– All Circle8 and back (4,1,2,3)

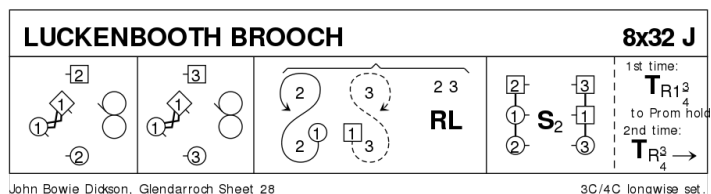


PROGRAMME ITEM – Interval

8 THE LUCKENBOOTH BROOCH J32 · 3/4L

John Bowie Dickson: Reels and Wheels (CD booklet) · Crib: E-cribs · Diagram: Keith Rose's Diagrams

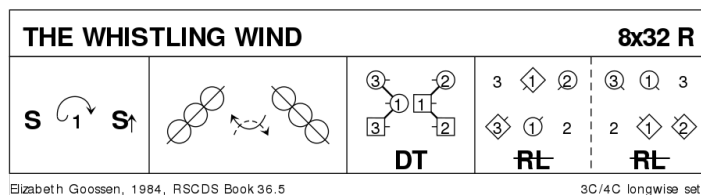
- 1– 1c in promhold (1M on the R) Reel3 with 2c (Rsh to 2M), 2c finish in 1pl
- 9– Repeat with 3c, finish in centre, facing M side, 1M above 1W
- 17– 2c+3c dance R&L **while{8}** 1c dance out on M side, divide and cast to meet in centre, dance out on W side, divide and cast into
- 25– In lines across 1M+2c facing 1W+3c set twice ; 1c turn RH 1¼ to promhold to continue (2,1,3) (on 2nd time through, turn RH ¾ and dance down to 4pl (4c up))



9 THE WHISTLING WIND R32 · 3/4L

Elizabeth Goossen: RSCDS XXXVI 5 · Crib: E-cribs · Diagram: Keith Rose's Diagrams

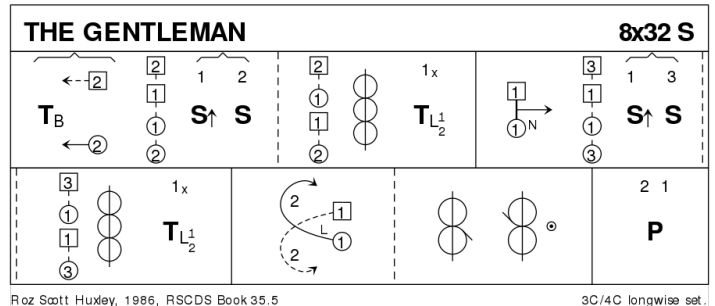
- 1– 1c set | long cast to 2pl (2c up on [5-6]) | set advancing to 1cnrs
- 9– 1c ½Reel4 with 1cnrs, pass Rsh ; 1c ½Reel4 with 2cnrs finishing BtoB in the middle, 1M facing up, 1W down
- 17– DTr up / down, finish 2pl own side (3x,1,2x)
- 25– diagonal R&L (M down, W up) (2,1,3)



10 THE GENTLEMAN S32 · 3/4L

Roz Scott Huxley: RSCDS XXXV 5 · Crib: E-cribs · Diagram: Keith Rose's Diagrams

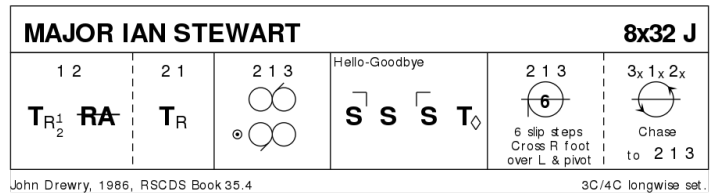
- 1- 2c step up as 1c turn BH to face P between them in line4 across | 1c+2c set, 1c advancing and passing on the second step ; ½Reel4, at end 1c pass LH to face down NHJ
- 9- 1c dance down to face P between 3c, repeat set and ½Reel4 with 3c, finish between 3c on own side LHJ
- 17- 1c lead to top, cross and cast to 2plx ; ½Reels3 across, Rsh to 4cnr (W up, M dn) (to 2,1,3)
- 25- 2c+1c Poussette.



11 MAJOR IAN STEWART J32 · 3/4L

John Drewry: RSCDS XXXV 4 · Crib: E-cribs · Diagram: Keith Rose's Diagrams

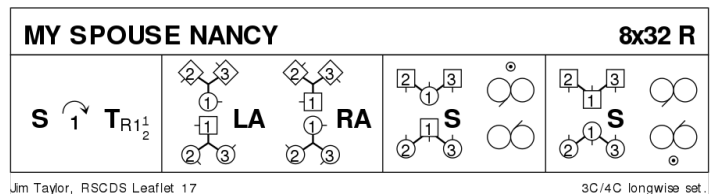
- 1- 1c+2c turn RH ½ into | ½ RHA into ; 2c+1c turn RH, 2c finish facing out (2,1,3)
- 9- Opposing Reels3 on own sides (1c inwards, Rsh to 4cnr) 1c finish facing 1cnr, 2c+3c finish with loops
- 17- SetH&G to (2,1,3)
- 25- Circle6 L {3}, cross R foot over L and chase back cclw to (2,1,3)



12 MY SPOUSE NANCY R32 · 3/4L

Jim Taylor: The Leaflet Dances with Music · Crib: E-cribs · Diagram: Keith Rose's Diagrams

- 1- 1c set | cast off one (2c up) ; turn RH 1½ to finish in centre, 1M facing down, 1W up
- 9- LHA with cnrs (2W+1M +3W & 2M+1W+3M), and pass Lsh ; RHA with partner's corners, passing Rsh to (2,1x,3)
- 17- 2W+1M+3W & 2M+1W+3M BiL | Reels3{6} on the sides (start R, = Rsh to 1cnr) 1c pass Lsh to own side facing out
- 25- repeat on own sides (to 2,1,3)

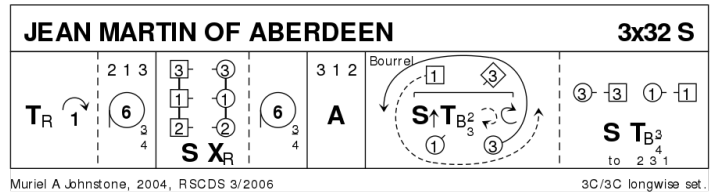


13 JEAN MARTIN OF ABERDEEN

S32 · 3/3L

Muriel A Johnstone: Magazine Dances 2005-2009 · Crib: E-cribs · Diagram: Keith Rose's Diagrams

- 1- 1c Turn RH, cast (2c up) ; All circle6 L $\frac{3}{4}$ into lines across (W facing down, M up)
- 9- All set | change places RH with P ; All circle6 L left $\frac{3}{4}$ and end in middle facing up (3,1,2) for
- 17- Allemande (2,1,3)
- 25- 1c+3c Bourrel : 1M+3W set adv. | Turn BH $\frac{3}{4}$ & twirl to end BtoB in middle, 3W facing up & 1M down **while**{4} 1W+3M chase cclw to face P set to P | Turn BH $\frac{3}{4}$ to (2,3,1)



14 THE HIGHLANDMAN KISSED HIS MOTHER

R32 · 3/4L

Miss Milligan's Miscellany of Scottish Country Dances · Crib: E-cribs · Diagram: Keith Rose's Diagrams

- 1- 1c turn RH | cast off (2c up) ; turn LH $1\frac{1}{2}$ to face 1cnrs
- 9- 1c set to and turn corners, finish facing 1cnrs
- 17- Reels3{6} with corners, Lsh to 1cnr | 1c cross own side
- 25- 2c+1c+3c circle6 and back

