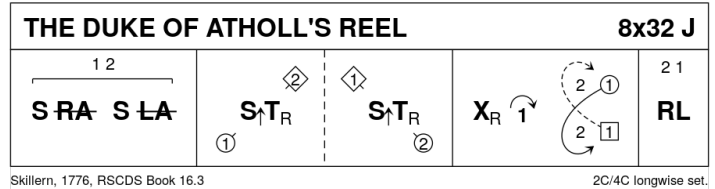


RSCDS Paris Branch - October weekend 2021 - Evening dance

1 THE DUKE OF ATHOLL'S REEL J32 · 2/4L

Thomas Skillern: RSCDS XVI 3 · Crib: E-cribs · Diagram: Keith Rose's Diagrams

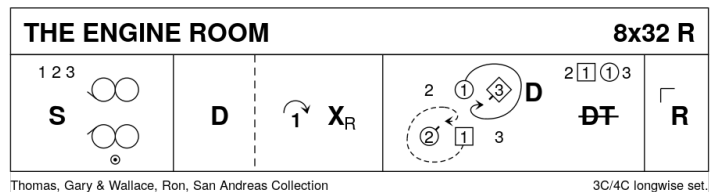
- 1- 1c+2c set, ½ RHA ; set, ½ LHA
- 9- 1M+2W set advancing, turn RH ; 1W+2M repeat
- 17- 1c cross RH, cast off (2c up) ; ½ Fig8 up round 2c
- 25- 2c+1c R&L.



2 THE ENGINE ROOM R32 · 3/4L

Thomas, Gary & Wallace, Ron: The San Andreas Collection · Crib: E-cribs · Diagram: Keith Rose's Diagrams

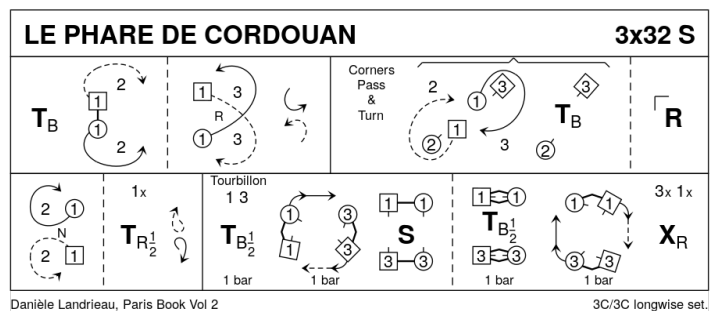
- 1- 1c+2c+3c set | Mirror Reels3{6} on own side, 2c start out and up
- 9- 1c dance BtoB ; cast off (2c up) | cross RH and face out (2,1x,3)
- 17- 1cnrs dance BtoB diagonally **while**{4} 1c cast R to meet in centre and stand BtoB, M facing down, W up ; All dance 4 bars of DTr, finish 1M facing up, 1W down
- 25- 2cnrs dance BtoB diagonally **while**{4} 1c cast R to meet in centre and stand BtoB, facing opposite side ; All dance 4 bars of DTr, finish (2,1,3)



3 LE PHARE DE CORDOUAN S32 · 3/3L

Danièle Landrieau: The Paris Book of Scottish Country Dances, vol. 2 · Crib: E-cribs · Diagram: Keith Rose's Diagrams

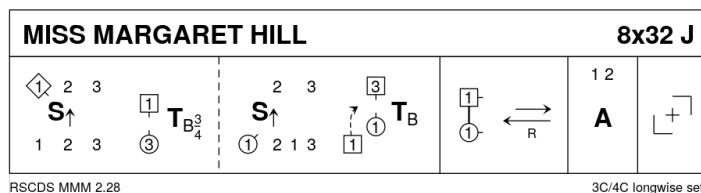
- 1-- 1c turn BH and face up NHJ | cast off (2c up) ; cross down RH between 3c and cast up to face 1cnrs
- 9-- Corners Pass and Turn BH, finishing on opposite sides (2,1x,3)
- 17-- 1c dance up | cast off ; 1c turn P RH ½, face P | cast R to exchanged places (2,1,3)
- 25-- 1c+3c The Tourbillon (2,3,1)



4 MISS MARGARET HILL J32 · 3/4L

Miss Milligan's Miscellany of Scottish Country Dances · Crib: MiniCribbs · Diagram: Keith Rose's Diagrams

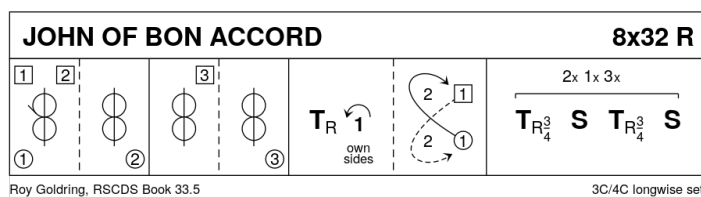
- 1-8** 1L sets advcg to 2M & turns 3M 2H to end b'tw'n 2M+3M, 1M sets advcg to 2L & turns 3L 2H & ends facing down with 1L (who crosses) on left
- 9-16** 1s lead down the middle & back
- 17-24** 1s+2s dance Allemande 1s end facing 1st corners
- 25-32** 1s turn 1st corners RH, partner LH, 2nd corner RH & partner LH to end in 2nd places own side



5 JOHN OF BON ACCORD R32 · 3/4L

Roy Goldring: RSCDS XXXIII 5 · Crib: E-cribs · Diagram: Keith Rose's Diagrams

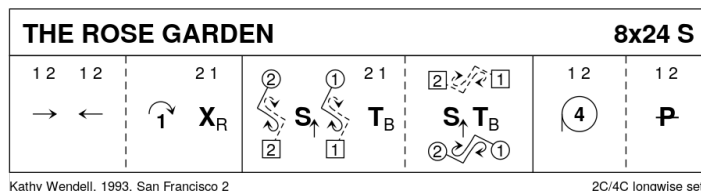
- 1-16** 4 progressive ½Reels3 across, as follows: 1c+2W (1c start Rsh to P) ; 1c+2M (start Lsh) ; 1c+3W (Rsh) ; 1c+3M (Lsh), 1c finish in 3pl a bit in from the sidelines (2c & 3c finish their reels in 1plx and 2plx)
- 17-** 1c turn RH, cast up one place on own sides (3c down) ; 1c ½ Fig8 round 2c (2x,1x,3x)
- 25-** All turn P ¾ RH to face P along the midline | All Set retaining RHJ ; all turn P ¾ RH | All Set (2,1,3)



6 THE ROSE GARDEN S24 · 2/4L

Kathy Wendell: San Francisco Collection Volume 2 · Crib: E-cribs · Diagram: Keith Rose's Diagrams

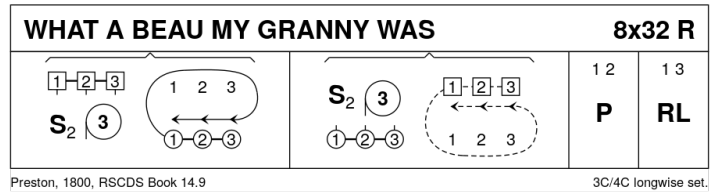
- 1--** 1c+2c lead down | lead up ; 1c cast off as 2c leads up and casts into 1pl | 2c+1c cross RH (2x,1x)
- 9--** 2c+1c set passing P Lsh and twirl R to face P, turn BH to own side facing other cpl ; repeat up/dn along sidelines (to 1,2)
- 17--** 1c+2c circle4 L ; ½Poussette (2,1)



7 WHAT A BEAU MY GRANNY WAS R32 · 3/4L

Longman & Broderip (18C): RSCDS XIV 9 · Crib: E-cribs · Diagram: Keith Rose's Diagrams

- 1- 1W+2W+3W set twice, circle3 L
while{8} the 1M followed by 2M+3M
chase round them clw, all to places
- 9- Repeat bars 1 - 8 the M set and circle3
L **while{8}** the W dance cclw round the
men (1W leading), 1c+2c finish ready
for
- 17- 1c+2c Pousette
- 25- 1c+3c R&L



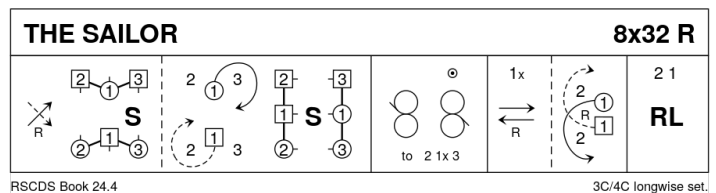
Note: for [9-16] neither the instructions nor any notes say that 1W leads cclw, 3W leading clw is also possible

INTERVAL

8 THE SAILOR R32 · 3/4L

RSCDS XXIV 4 · Crib: E-cribs · Diagram: Keith Rose's Diagrams

- 1- 1c cross down RH (2c up) to 2plx and
BiL with cnrs ; 1c cast R into lines
across | all set
- 9- All Reels3 across, Rsh to 1cnr, finishing
(2,1x,3)
- 17- 1c lead down | lead to the top ; cross
and cast to (2,1,3)
- 25- 2c+1c R&L.

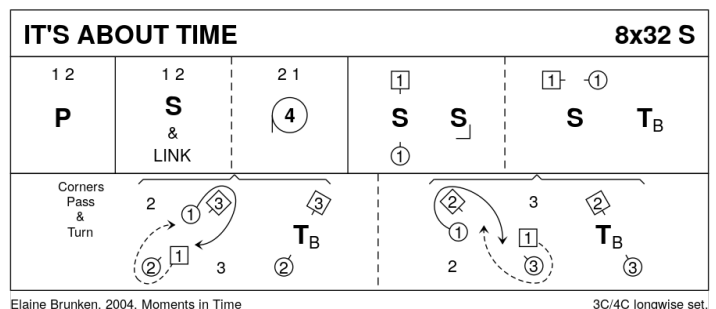


Note: [3-4] is NOT in DTr position.

9 IT'S ABOUT TIME S32 · 3/4L

Elaine Brunken, 2004, Moments in Time · Crib: E-cribs · Diagram: Keith Rose's Diagrams

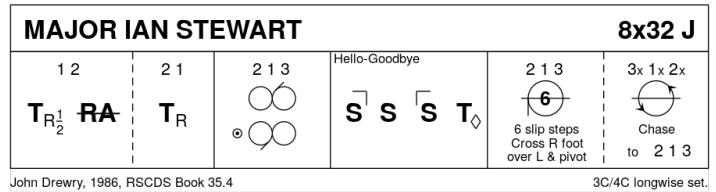
- 1- 1c+2c Pousette
- 9- 1c+2c S&Link ; 2c+1c Circle4 L (2,1,3)
- 17- 1c set to P and cnr (1c set to P and
face 4cnr, set to 4cnr and face P
up/dn) ; set to P (no adv.) | turn BH to
face 1cnr
- 25- Corners Pass and Turn. (2,1,3)



10 MAJOR IAN STEWART J32 · 3/4L

John Drewry: RSCDS XXXV 4 · Crib: E-cribs · Diagram: Keith Rose's Diagrams

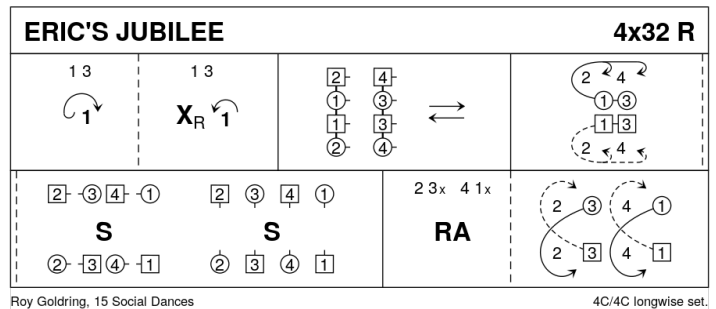
- 1- 1c+2c turn RH ½ into | ½ RHA into ;
2c+1c turn RH, 2c finish facing out
(2,1,3)
- 9- Opposing Reels3 on own sides (1c
inwards, Rsh to 4cncr) 1c finish facing
1cncr, 2c+3c finish with loops
- 17- SetH&G to (2,1,3)
- 25- Circle6 L {3}, cross R foot over L and chase back cclw to (2,1,3)



11 ERIC'S JUBILEE R32 · 4/4L

Roy Goldring: 15 Social Dances · Crib: E-cribs · Diagram: Keith Rose's Diagrams

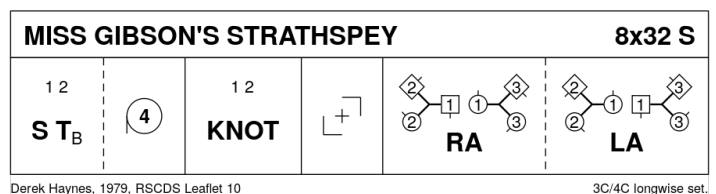
- 1- 1c+3c long cast down (2c+4c up) ;
cross RH | cast up to the middle,
forming lines of 4 facing down
- 9- All dance down the middle, turn R
about and dance up 1c+3c finish facing
up.
- 17- 1c with 3c following cast off to
(2,3x,4,1x), end couples facing middle
couples ; All set up/down | all set to P
- 25- 2c+3c & 4c+1c RHA ; 3c+1c lead up,
cross and cast off to (2,3,4,1).



12 MISS GIBSON'S STRATHSPEY S32 · 3/4L

Derek Haynes: The Leaflet Dances with Music · Crib: E-cribs · Diagram: Keith Rose's Diagrams

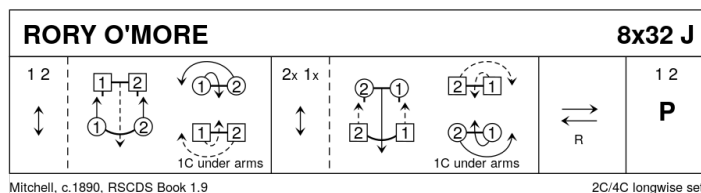
- 1- 1c+2c set | turn BH ; circle4 L
- 9- 1c+2c Knot, 1c finish facing 1cnrs
- 17- Turn CPCP, with final wide ¾ LH turn
into
- 25- Teapots R and L (1M+3c & 1W+2c
RHA, 1c pass Rsh, cnrs not to
sidelines ; 1M+2c & 1W+3c LHA) (2,1,3)



13 RORY O'MORE J32 · 2/4L

RSCDS I 9 · Crib: E-cribs · Diagram: Keith Rose's Diagrams

- 1- 1c+2c A&R ; all cross NHJ, the M making the arch | keeping hands joined change places on the sides, 2c passing outside as 1c twirls under the joined hands (2x,1x)
- 9- 2c+1c A&R ; all cross NHJ, the W making the arch | change places on the sides as before, 2c again passing outside (1,2)
- 17- 1c lead down the middle and up
- 25- 1c+2c Poussette (2,1)



Option: on [8] and [16] the turns under joined hands may be omitted.

14 THE REEL OF THE 51ST DIVISION R32 · 3/4L

James Edward McCartney Atkinson: RSCDS XIII 10 · Crib: E-cribs · Diagram: Keith Rose's Diagrams

- 1- 1c set | cast off two places (2c up) and lead up to 1cnrs
- 9- 1c set to 1cnr | turn 1cnr RH and join LH in the middle ; BiL | turn 1¼ LH to 2cnrs
- 17- Repeat with 2cnrs | cross to (2,1,3)
- 25- 2c+1c+3c circle6 and back.

