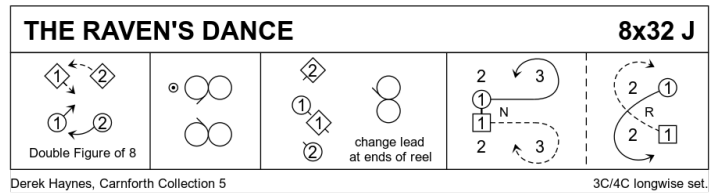


# 2023-03-18-Bal avec Musiciens Paris

## 1 THE RAVEN'S DANCE J32 · 3/4L

Derek Haynes: Carnforth Collection of SC Dances 5 · Crib: E-cribs · Diagram: Keith Rose's Diagrams

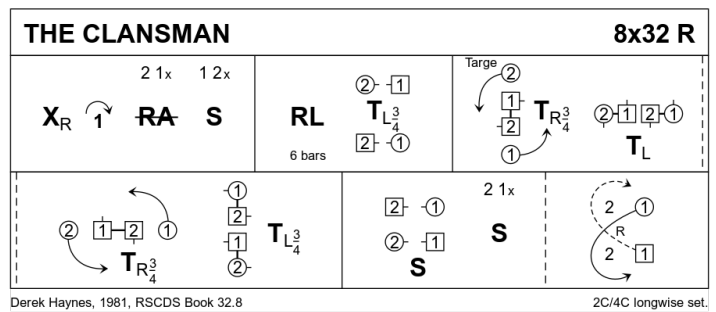
- 1- 1c+2c DbIFig8 (1c cross down, 2c dance up, no cast), at the end 2c face out
- 9- Crossover Reels3 on the sides (1c cross down, 2c out and up), finish 1c side by side at top facing down, W on the R, 2c facing out
- 17- 1c (together) +2c Lead-change Reel3 across, Rsh to 2M. 2c finish in 1pl with 1c in between facing down
- 25- 1c dance down, cast up round 3c, lead up, cross between 2c and cast off (2,1,3)



## 2 THE CLANSMAN R32 · 2/4L

Derek Haynes: RSCDS XXXII 8 · Crib: E-cribs · Diagram: Keith Rose's Diagrams

- 1- 1c cross RH | cast off (2c up) ; 2c+1c ½ RHA | set to P (1,2x)
- 9- 1c+2c R&L, finish with ¾ LH turn into line across, the W in the centre:
- 17- The Targe (1W+2W turn ¾ RH while {2} 1M+2M chase ¼ round cclw | 1M+2W & 1W+2M Turn LH ; repeat) finishing on sides (2,1x)
- 25- 2c facing 1c set | all set to P ; 1c lead up, cross and cast to 2pl (2,1)

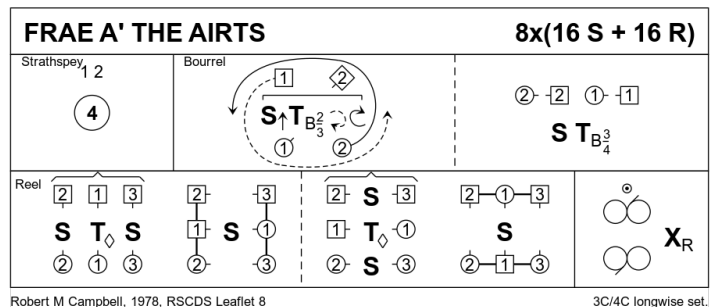


## 3 FRAE A' THE AIRTS M32 · 3/4L

Robert M Campbell: The Leaflet Dances with Music · Crib: E-cribs · Diagram: Keith Rose's Diagrams

### Strathspey

- 1- 1c+2c circle4 and back
- 9- 1c+2c The Bourrel (1M+2W set adv. | turn BH and twirl to finish BtoB on the midline, 1M below 1W while{4} 1W+2M chase cclw to face P up/down ; 2c+1c set, turn ¾ BH to (2,1,3))



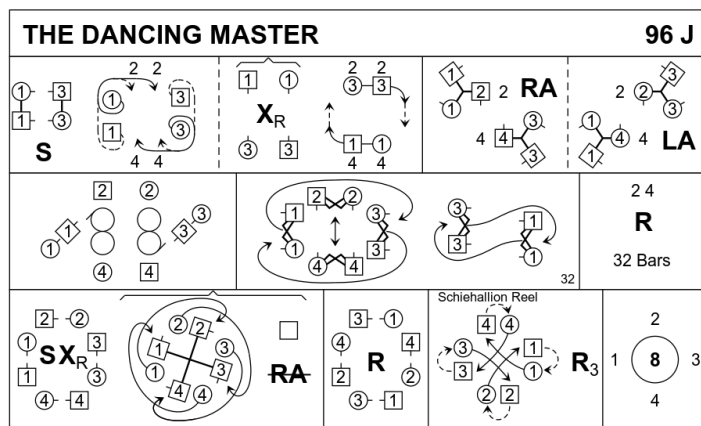
### Reel

- 17- 2c+3c set 4 times while{8} 1c dance ½ petronella, (all set in trios across in [3-4] and on the sides in [7-8] (2,1x,3))
- 25- Reels3{6} on the sides, Rsh to 2cncr | 1c cross.

## 4 THE DANCING MASTER J96 · 4S

John Drewry: *Thirty Popular Dances, Volume Two · Crib: E-cribs · Diagram: Keith Rose's Diagrams*

- 1- 1c set to 3c | both cast  $\frac{1}{4}$  clw into the middle and face across ; 1c+3c cross RH | chase clw to P's place facing clw
- 9- 1c+2W & 3c+4W RHA (1c+3c, W leading, pass through own place into) ; 1c+4M & 3c+2M LHA , finish again in P's place
- 17- 1c & 3c (W leading M) Rsh Reels3 with the same two corners (1c+2W+4M, 3c+4W+2M), 1c+3c face out in P's place, 2c+4c face in and all take promhold
- 25- 1c+3c chase clw half round, **while**{4} 2c+4c A&R ; 1c & 3c pass Rsh to own place
- 33-64 2c+4c repeat [1-32]
- 65- All set to P | change places RH (M face out) ; all W  $\frac{1}{2}$ RHA and dance out to W place  $\frac{3}{4}$  clw from the start **while**{4} all M dance one place clw, to meet »opposite partner«
- 73- Repeat [65-72] with new partner (to 3,4,1,2)
- 81- Half Schiehallion Reel (to own places)
- 89- All circle8 and back.

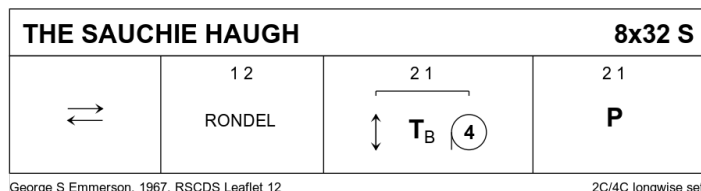


Note by Drewry: On [65-68] and [69-72] the W use RH twice. This can be avoided by substituting: [65-68] »All set to P | change places passing Rsh, (M face out)«

## 5 THE SAUCHIE HAUGH S32 · 2/4L

George S Emmerson: *The Leaflet Dances with Music · Crib: E-cribs · Diagram: Keith Rose's Diagrams*

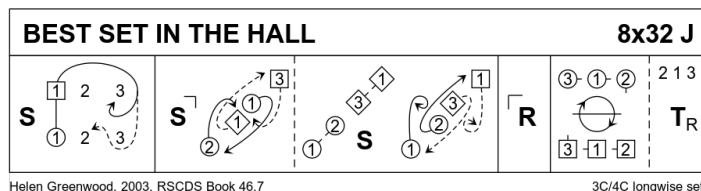
- 1- 1c lead down the middle and up (2c step in)
- 9- 1c+2c Rondel (2,1)
- 17- 2c+1c NHJ A{1}&R{1} | turn BH ; open into circle4 L (to 2,1)
- 25- 2c+1c Poussette



## 6 BEST SET IN THE HALL J32 · 3/4L

Helen Greenwood: *RSCDS XLVI 7 · Crib: E-cribs · Diagram: Keith Rose's Diagrams*

- 1- 1c set | 1W (1M follows) casts off 2, crosses, W dances up behind M line, and M dances up the middle, 1c face 1cnr (2c up)
- 9- 1c set to 1cnr | 1c cast Rsh round each other to 3cnr position **while**{2} 1cnrs dance into centre, and swivel R to face own cnr ; repeat, 1cnrs finishing in exchanged places, and 1c facing 2cnr
- 17- Repeat with 2cnrs (3x,1x,2x)
- 25- All chase clw  $\frac{1}{2}$  round ; all turn RH. (2,1,3)

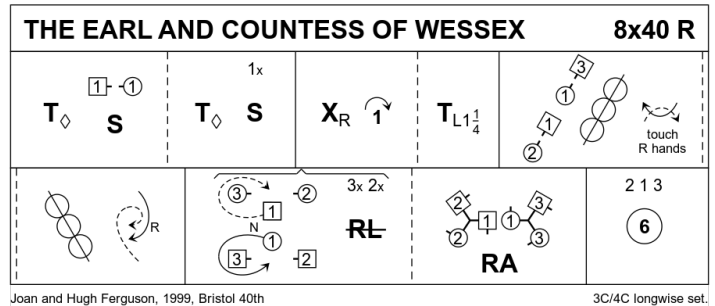


## 7 THE EARL AND COUNTESS OF WESSEX

R40 · 3/4L

Joan & Hugh Ferguson: *The Bristol 40th Anniversary Book of SCD* · Crib: *E-cribs* · Diagram: *Keith Rose's Diagrams*

- 1- 1c Petronella into the middle | set ; Petronella turn (flirting) | set (1x,2,3)
- 9- 1c cross RH | cast off (2c up) ; turn LH to face 1cnr
- 17- ½Reel4 with 1cnrs, touch RH into ; ½Reel4 with 2cnrs, finish with RH turn and face up NHJ (3x,1,2x)
- 25- 1c dance up and cast off to 2pl **while{4}** 2c+3c ½ R&L (start along the sides), pulling Lsh back into ; 1M+3c & 1W+2c RHA (2,1,3)
- 33- All Circle6 and back.

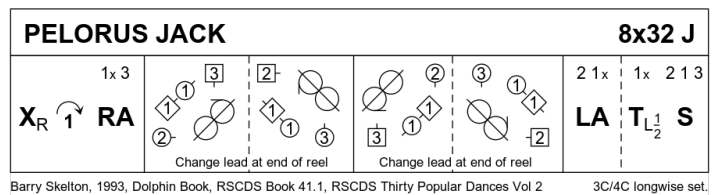


## INTERVAL

## 8 PELORUS JACK J32 · 3/4L

Barry Skelton: *RSCDS XLI 1* · Crib: *E-cribs* · Diagram: *Keith Rose's Diagrams*

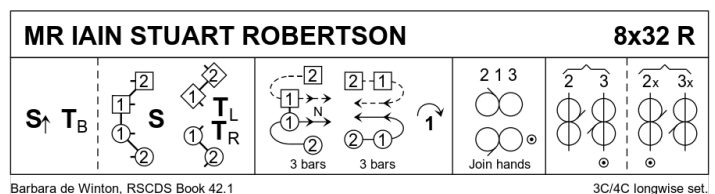
- 1- 1c cross RH, cast (2c up) ; 1c+3c RHA, finish 1M facing 1cnr, 1W behind him
- 9- 1c in tandem +1cnrs ½ diagonal Reel3, Rsh to 3W (1M & 1W loop R singly for lead change, so 1W now leads P) ; ½ diagonal Reel3, Rsh to 2W (+ lead change)
- 17- Continue pattern twice
- 25- 2c+1c LHA ; 1c turn LH ½ | all set (2,1,3)



## 9 MR IAIN STUART ROBERTSON R32 · 3/4L

Barbara de Winton: *RSCDS XLII 1* · Crib: *E-cribs* · Diagram: *Keith Rose's Diagrams*

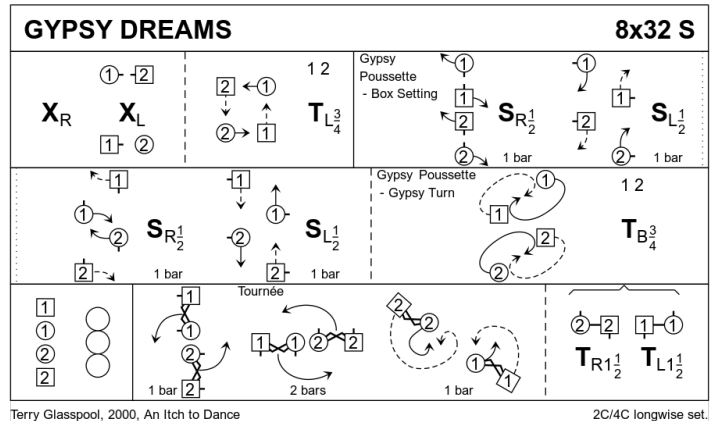
- 1- 1c set advancing | turn BH and face down NHJ ; join free hand with 2c who face out and up, and set | 1c turn 2c EH, (to 1,2,3 with 1c NHJ)
- 9- 1c dance down (2c start up and follow) {3}, and up (2c split and follow) {3} | 1c cast off one as 2c dance to top facing out (2,1,3)
- 17- Mirror Reels3 on sides (1c in and down) join hands when possible, 2c+3c finish with loops (2,1,3)
- 25- Lsh ½Reels3 across (M down W up) ; Lsh ½Reels3 across (M up W down)



## 10 GYPSY DREAMS S32 · 2/4L

Terry Glasspool: *An Itch to Dance* · Crib: *E-cribs* · Diagram: *Keith Rose's Diagrams*

- 1-- 1c cross RH and face down | 1c+2c ½ LH turn on the sides ; all chase cclw one place | all turn P ¾ LH into a line across (W BtoB)
- 9-- Gypsy Pousette, as follows.
- 9-12 (Box setting) All set R and swivel R ¼ »on the hop« to face away from P, all set L and swivel R ¼. to face in | all set R (M passing BtoB) and swivel R ¼, all set L and do not swivel. Partners finish facing away from each other but are not lined up BtoB.
- 13-16 (Gypsy turn) All starting to their own R, dance around P halfway and melt into turn ¾ BH to finish facing P in a line across, M in the middle.
- 17-- Reel4 across the dance. On [24] the M dance ¼ around each other, Lsh to Lsh, **while** the W extend the loops to join P in promhold, all forming a line across, 1c facing up, 2c down.
- 25-- [25] 1c+2c Promenade ¼ around each other (M staying Lsh to Lsh), into the last 7 bars of the Tournée.

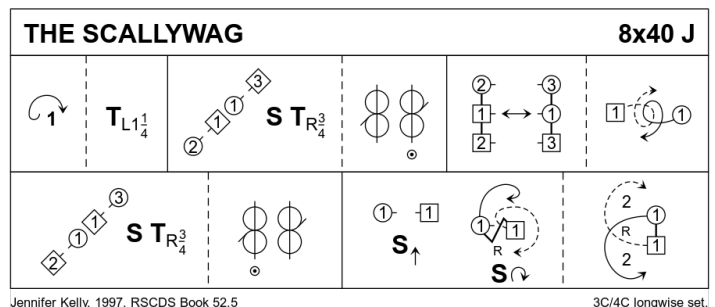


Notes: In [9-12] each C follows the edges of a square

## 11 THE SCALLYWAG J40 · 3/4L

Jennifer Kelly: *RSCDS LII 5* · Crib: *E-cribs* · Diagram: *Keith Rose's Diagrams*

- 1-- 1c long cast (2c up) ; turn LH to face 1cnr
- 9-- 1c set to 1cnr | Turn 1cnr RH ¾ into lines across and face 4cnr ; ½ Lsh Reel3 across into facing lines across
- 17-- Lines A&R ; 1c dance Rsh round P to face 3cnr (pos)
- 25-- repeat [9-16] with these corners, finishing 1M between 2c facing 1W between 3c
- 33-- 1c set adv and join RH | set RHJ, 1W turning under the arms and 1c face up RHJ still on opp. side ; 1c cross up and cast to 2pl (2,1,3)

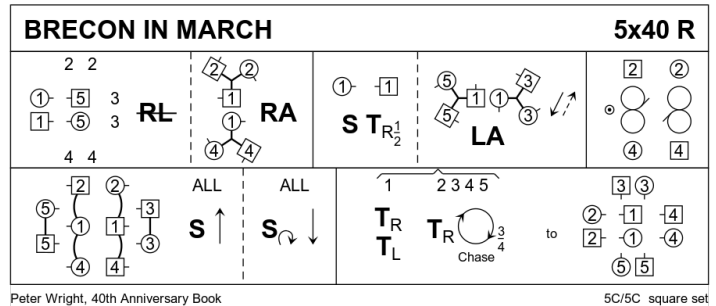


## 12 BRECON IN MARCH R40 · 5S

Peter Wright: *The Bristol 40th Anniversary Book of SCD · Crib: E-cribs · Diagram: Keith Rose's Diagrams*

Square set, with 5c in the middle facing 1c.

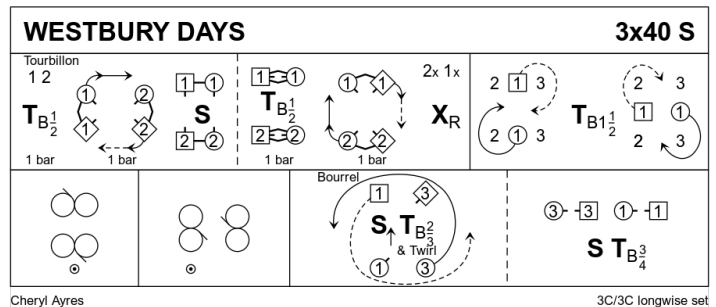
- 1- 1c+5c ½ R&L (1M no polite turn) ;  
1M+4c & 1W+2c RHA, finish 1M above  
1W, facing P
- 9- 1c set | Turn RH ½ ; 5c+1W & 1M+3c  
LHA, finish 1M/1W facing 4M/2M
- 17- Opposing Lsh Reels3 across  
(1M+4M+2W & 1W+2M+4W). Finish in  
lines of 3 across, BtoB with P, facing  
top/bottom
- 25- All set with NHJ | 5c&3c pass the lines of 3 who make arches ; all set pivoting R | all pass back
- 33- 1c in centre turn any way they wish, finish facing 1pl **while**{8} other cpls turn RH and chase clw  
¾, M leading (2,3,4,5,1)



## 13 WESTBURY DAYS S40 · 3/3L

Cheryl Ayres · Crib: E-cribs · Diagram: Keith Rose's Diagrams

- 1-- 1c+2c Tourbillon, and 1c face out  
(2,1,3)
- 9-- 1c dance Rsh round 3cnr, meet in the  
middle and turn BH ½, dance Rsh  
round 4cnr to 2pl (2,1,3)
- 17-- Reels3 on the sides, 1c Lsh to 3cnr
- 25-- Reels3 across, 1c Rsh to 2cnr (2,1,3)
- 33-- 1c+3c Bourrel (2,3,1)



## 14 THE REEL OF THE ROYAL SCOTS R32 · 3/4L

Roy Goldring: *The Leaflet Dances with Music · Crib: E-cribs · Diagram: Keith Rose's Diagrams*

- 1- 1W+2W (1M+2M) turn LH (RH) ½,  
finishing 1c BtoB in 2pl | All set as in  
DTr ; 1W+3W (1M+3M) turn RH (LH)  
½ | 2c+3c+1c set as in DTr
- 9- 1c followed by 3c dance up between  
2c, cast off ; dance NHJ down through  
3pl, cast up to face 1cnrs, 3c looping  
into 3pl
- 17- 1c turn 1cnrs RH, pass Rsh (cnrs  
dance for {4} ) ; turn 2cnrs RH (same),  
and cross Rsh to (2,1,3)
- 25- All circle6 and back

