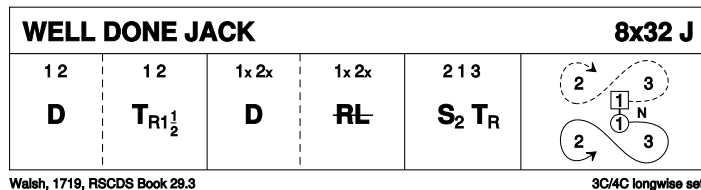


2023-06-17 Paris Summer Dance

1 WELL DONE JACK J32 · 3/4L

Nathaniel Kynaston: RSCDS XXIX 3 · Crib: E-cribs · Diagram: Keith Rose's Diagrams

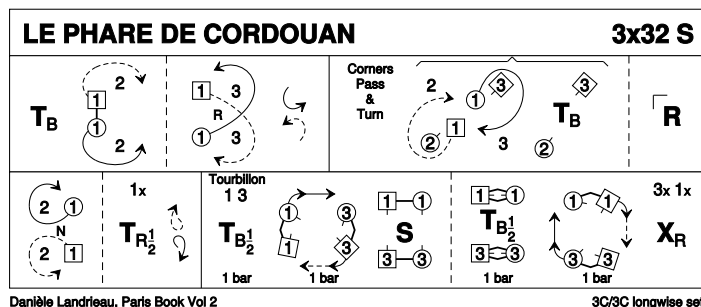
- 1- 1c+2c dance BtoB ; turn RH 1½
- 9- 1c+2c dance BtoB ; ½ R&L
- 17- 2c+1c+3c set twice ; turn P RH
- 25- 1c dance down between 3c, cast up ;
up between 2c, cast off to 2pl



2 LE PHARE DE CORDOUAN S32 · 3/3L

Danièle Landrieau: The Paris Book of Scottish Country Dances, volume 2 · Crib: E-cribs · Diagram: Keith Rose's Diagrams

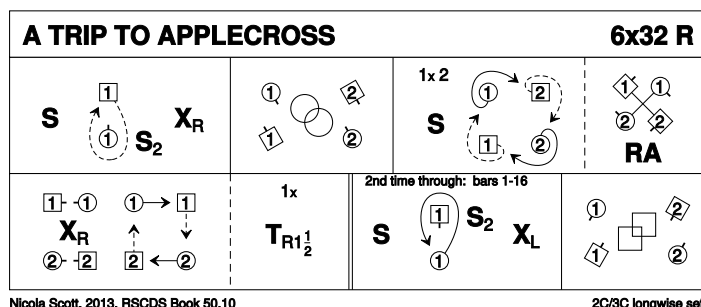
- 1- 1c turn BH and face up NHJ | cast off (2c up) ; cross down RH between 3c and cast up to face 1cnrs
- 9- Corners Pass and Turn BH, finishing on opposite sides (2,1x,3)
- 17- 1c dance up | cast off ; 1c turn P RH ½, face P | cast R to exchanged places (2,1,3)
- 25- 1c+3c The Tourbillon (2,3,1)



3 A TRIP TO APPLECROSS R32 · 2/3L

Nicola Scott: RSCDS L 10 · Crib: E-cribs · Diagram: Keith Rose's Diagrams

- 1- 1C set | 1M set twice **while(4)** 1W dance Rsh round P and back to place | 1c cross RH (1W face up) (1x,2)
- 9- M-chain up/dn
- 17- 1st half of Set&Rotate ; RHA
- 25- 2nd half of Set&Rotate (2,1x) ; 1c turn RH 1½ (or R elbow pivot turn) (2,1)



Bar 1-16 2nd time through

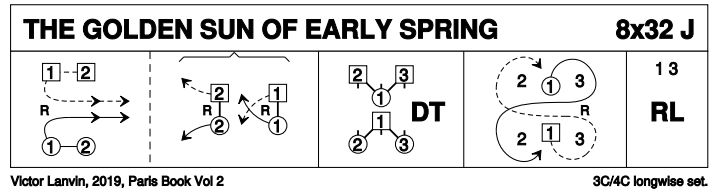
- 1- 1C set | 1W set twice **while(4)** 1M dance Lsh round P and back to place | 1c cross LH (1M face up) (1x,2)
- 9- L-chain up/dn

On [3-6] alternative: Highland setting steps

4 THE GOLDEN SUN OF EARLY SPRING J32 · 3/4L

Victor Lanvin: *The Paris Book of Scottish Country Dances, volume 2* · Crib: E-cribs · Diagram: Keith Rose's Diagrams

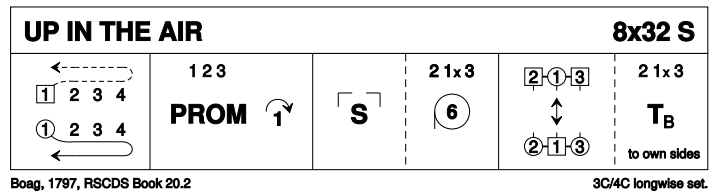
- 1- 1c (+2c who dance up to follow) lead down ; 2c (+1c following) lead up to 1pl **while(4)** 1c following cross to 2pl centre BtoB facing opposite sides (2,1x,3)
- 9- DTr. 1c finish as on [8] (2,1x,3)
- 17- 1c cast off, meet, lead up to top, cross and cast off to 2pl
- 25- 1c+3c R&L (2,1,3)



5 UP IN THE AIR S32 · 3/4L

W Boag (18C): *RSCDS XX 2* · Crib: E-cribs · Diagram: Keith Rose's Diagrams

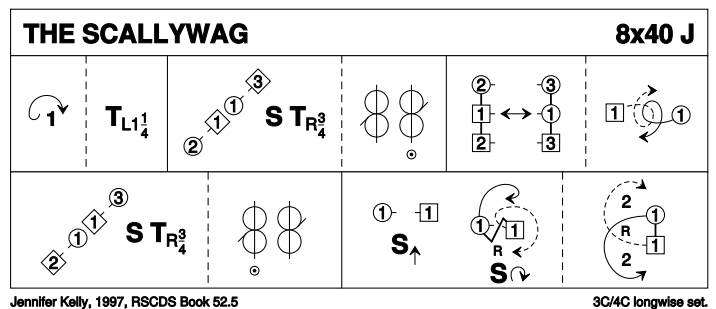
- 1- 1c cast behind own lines and cast back, on [8] all dance in for
- 9- 1c+2c+3c Promenade, 1c casting off to 1cnrs and 2c finish in 1pl
- 17- 1c set to 1cnrs, set to 2cnrs, swivelling R to between corners ; All circle6 L (2,1x,3)
- 25- All A&R ; all turn BH to own side (1c 1½ turn) (2,1,3).



6 THE SCALLYWAG J40 · 3/4L

Jennifer Kelly: *RSCDS LII 5* · Crib: E-cribs · Diagram: Keith Rose's Diagrams

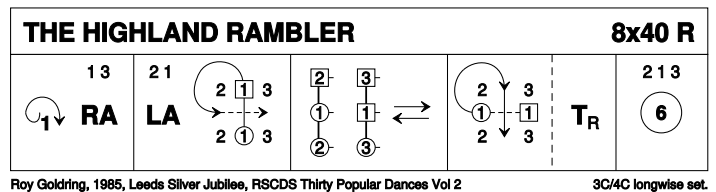
- 1- 1c long cast (2c up) ; turn LH to face 1cnr
- 9- 1c set to 1cnr | Turn 1cnr RH ¾ into lines across and face 4cnr ; ½ Lsh Reel3 across into facing lines across
- 17- Lines A&R ; 1c dance Rsh round P to face 3cnr (pos)
- 25- repeat [9-16] with these corners, finishing 1M between 2c facing 1W between 3c
- 33- 1c set adv and join RH | set RHJ, 1W turning under the arms and 1c face up RHJ still on opp. side ; 1c cross up and cast to 2pl (2,1,3)



7 THE HIGHLAND RAMBLER R40 · 3/4L

Roy Goldring: *Thirty Popular Dances, Volume Two* · Crib: E-cribs · Diagram: Keith Rose's Diagrams

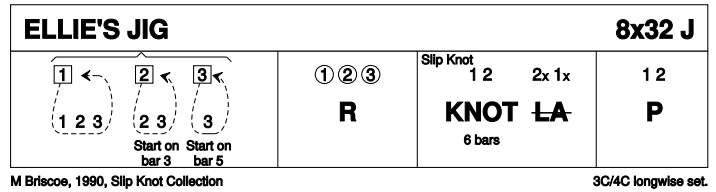
- 1- 1c long cast to 2pl (2c up on [3-4] ; 1c+3c RHA (2,1,3)
- 9- 2c+1c LHA, 1W faces out ; 1W followed by 1M cast up round 2W and down the middle of set, 1W between 3c and 1M between 2c, all facing down
- 17- In lines of 3 down the middle (all swivel R) and up
- 25- 1M followed by 1W dance up, cast round 2W and into 2pl ; 1c turn RH
- 33- Circle6 and back



8 ELLIE'S JIG J32 · 3/4L

Melbourne Briscoe: *The Slip Knot Collection* · Crib: *E-cribs* · Diagram: *Keith Rose's Diagrams*

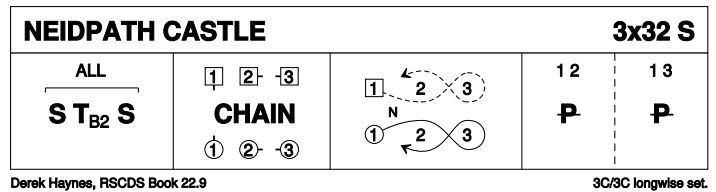
- 1- 1W cross above P, dance down behind men, 2W follows on bar 3, 3W on bar 5, all cross below 3M and up own side to places
- 9- Men repeat (Rsh to P)
- 17- 1c+2c 6 bars of Knot, ½ LHA (to 1,2,3)
- 25- 1c+2c Poussette



9 NEIDPATH CASTLE S32 · 3/3L

Derek Haynes: *RSCDS XXII 9* · Crib: *E-cribs* · Diagram: *Keith Rose's Diagrams*

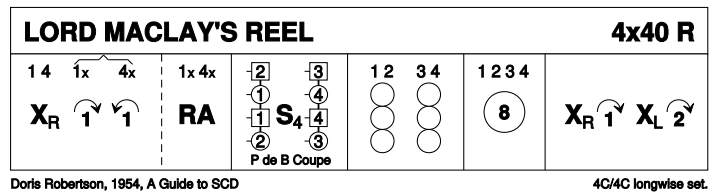
- 1- All set | all turn BH twice | all set
- 9- G-Chain (1c cross to start)
- 17- 1c Fig8 on own side round 2c+3c, starting inwards. On [24] 1c+2c dance in for
- 25- 1c+2c ½ Poussette, on [28] 1c continue slow turn and 3c dance in ; 1c+3c ½ Poussette (2,3,1)



10 LORD MACLAY'S REEL R40 · 4/4L

Doris Robertson: *Collins Pocket Reference: Scottish Country Dancing* · Crib: *E-cribs* · Diagram: *Keith Rose's Diagrams*

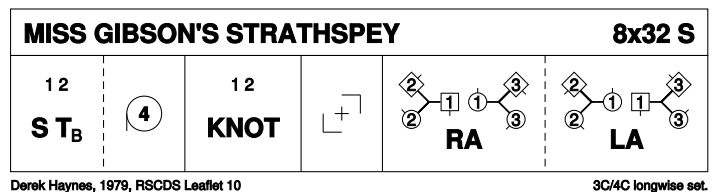
- 1- 1c+4c cross RH and cast to middle positions (2c+3c step to ends) ; 1c+4c RHA, finish in lines across facing up, 1c/4c between 2c/3c
- 9- All Pas de Basque & Coupé R and L ; repeat
- 17- 1c+2c & 3c+4c Reels4 across (to 1,2,3,4)
- 25- All circle8 and back
- 33- 1c cross RH | cast off ; cross LH | cast to bottom (2c+3c+4c up) (2,3,4,1)



11 MISS GIBSON'S STRATHSPEY S32 · 3/4L

Derek Haynes: *The Leaflet Dances with Music* · Crib: *E-cribs* · Diagram: *Keith Rose's Diagrams*

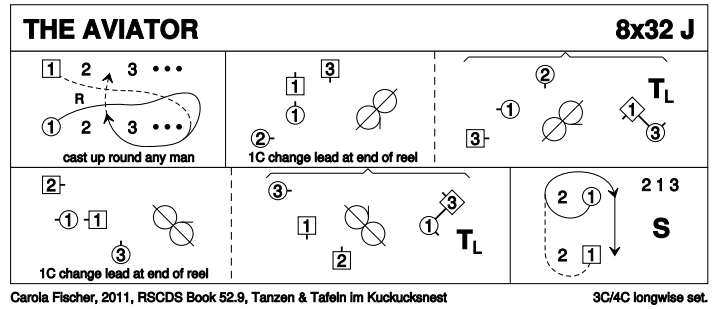
- 1- 1c+2c set | turn BH ; circle4 L
- 9- 1c+2c Knot, 1c finish facing 1cnrs
- 17- Turn CPCP, with final wide ¾ LH turn into
- 25- Teapots R and L (1M+3c & 1W+2c RHA, 1c pass Rsh, cnrs not to sidelines ; 1M+2c & 1W+3c LHA) (2,1,3)



12 THE AVIATOR J32 · 3/4L

Carola Fischer: RSCDS LII 9 · Crib: E-cribs · Diagram: Keith Rose's Diagrams

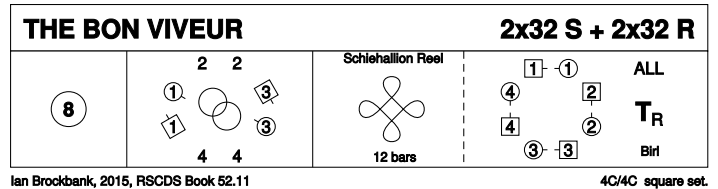
- 1- 1c lead down (2c up), on [4] 1W crosses in front and, 1M following, casts up (round any standing M), to finish 1c in 2pl facing 3W
- 9- 3W+1c+2M Rsh lead-change diag. Reel3 ; 1M dancing the full reel, **while for [13-16]** 1W turns 3M LH to finish behind 1M, both on midline facing up
- 17- 2W+1c+3M Rsh lead-change diag. Reel3 ; 1W dancing the full reel, **while for [21-24]** 1M turns 3W LH to finish 1c in 2plx, 1W facing out
- 25- 1c dance up (1W Rsh to 2M, 1M Rsh to 2W) | 1c dance Rsh round 2W to 2pl | All set.



13 THE BON VIVEUR M64 · 4S

Ian Brockbank: RSCDS LII 11 · Crib: E-cribs · Diagram: Keith Rose's Diagrams

- 1- Circle8 and back
- 9- 1c+3c Men's Chain
- 17-28 12 bars of Schiehallion reel (4,1,2,3)
- 29-32 All Birl or Turn P RH (4,1,2,3)



14 THE WAIPU WANDERERS R32 · 3/4L

Eddy West: The Whangarei Book of Scottish Country Dances · Crib: E-cribs · Diagram: Keith Rose's Diagrams

- 1- 1c set | cast (2c up) ; 2c+1c+3c set | turn P RH ½ into Allemande hold facing down
- 9- Inverted 3C Allemande (face down to start) (3x,1x,2x)
- 17- All cross RH | chase clw ¼ into facing lines of 3 across ; repeat [17-20] (2,1,3)
- 25- Circle6 and back

