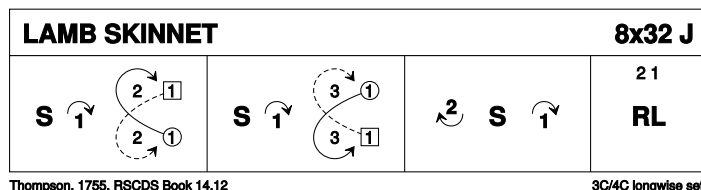


Paris October week-end 2023 - Evening dance

1 LAMB SKINNET J32 · 3/4L

Thompson (18C): RSCDS XIV 12 · Crib: E-cribs · Diagram: Keith Rose's Diagrams

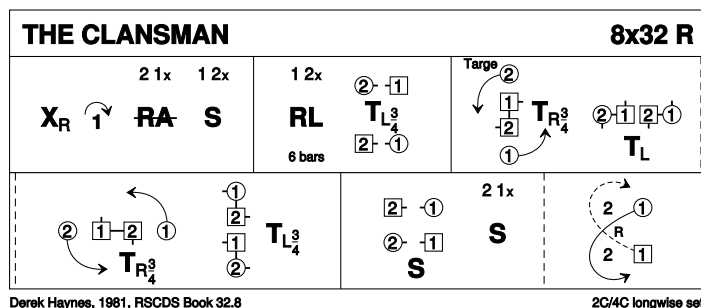
- 1- 1c set, cast off one place (2c up), ½ Fig8 up round 2c (2,1x,3)
- 9- Repeat with 3c (2,3,1)
- 17- 1c lead to top: in{1}, up{2}, out{1} (2c+3c down on [19-20]) ; set to P | cast off (2c up)
- 25- 2c+1c R&L (2,1,3)



2 THE CLANSMAN R32 · 2/4L

Derek Haynes: RSCDS XXXII 8 · Crib: E-cribs · Diagram: Keith Rose's Diagrams

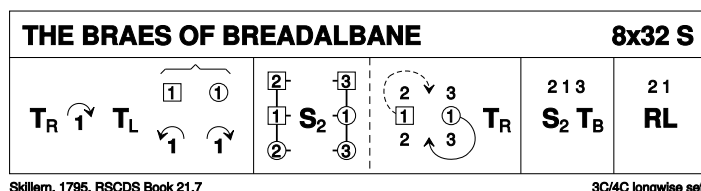
- 1- 1c cross RH | cast off (2c up) ; 2c+1c ½ RHA | set to P (1,2x)
- 9- 1c+2c R&L, finish with ¾ LH turn into line across, the W in the centre:
- 17- The Targe (1W+2W turn ¾ RH while{2} 1M+2M chase ¼ round cclw | 1M+2W & 1W+2M Turn LH ; repeat) finishing on sides (2,1x)
- 25- 2c facing 1c set | all set to P ; 1c lead up, cross and cast to 2pl (2,1)



3 THE BRAES OF BREADALBANE S32 · 3/4L

Thomas Skillern: RSCDS XXI 7 · Crib: E-cribs · Diagram: Keith Rose's Diagrams

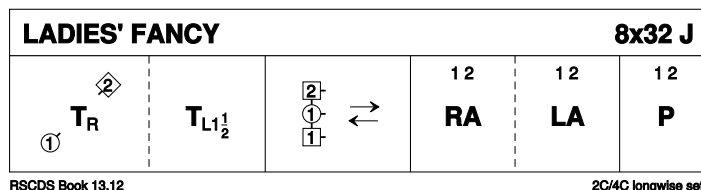
- 1- 1c Turn RH, cast off (2c up) ; turn LH, 1M/1W cast L (down/up) to between 3c/2c
- 9- Set twice in lines of 3 across ; 1c cast back and Turn RH to (2,1,3)
- 17- All set twice in sidelines ; turn partners BH
- 25- 2c+1c R&L



4 LADIES' FANCY J32 · 2/4L

RSCDS XIII 12 · Crib: E-cribs · Diagram: Keith Rose's Diagrams

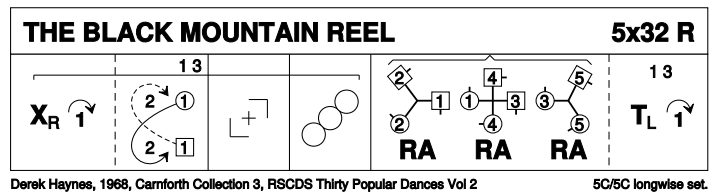
- 1- 1M+2W turn RH, to places ; 1c turn LH 1½ (2W up on [7-8]) to face down in line across 1W+1M+2W
- 9- 2W+1M+1W down the middle and up (1M hands 1W across in front as 2M joins in behind him for)
- 17- 1c+2c RHA, LHA (1,2)
- 25- 1c+2c Pousette. (2,1)



5 THE BLACK MOUNTAIN REEL R32 · 5/5L

Derek Haynes: *Thirty Popular Dances, Volume Two* · Crib: *E-cribs* · Diagram: *Keith Rose's Diagrams*

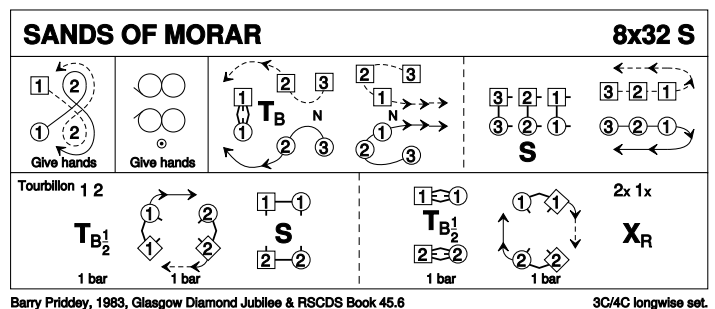
- 1- 1c & 3c cross RH | cast off (2c+4c up) ;
½ Fig8 up and face 1cnr
- 9- Turn CPCP (1c & 3c turn 1cnr RH, P LH,
2cnr RH, P LH), finish facing 1cnr
- 17- 1c & 3c Reels4 with 1cnrs, at the end
pass P Lsh.
- 25- 1W+2c (top), 1M+4c+3W (middle) and 3M+5c (bottom) RHA ; 1c & 3c turn LH and cast off
(4c+5c up). (to: 2,4,1,5,3)



6 SANDS OF MORAR S32 · 3/4L

Barry Priddey: *RSCDS XLV 6* · Crib: *E-cribs* · Diagram: *Keith Rose's Diagrams*

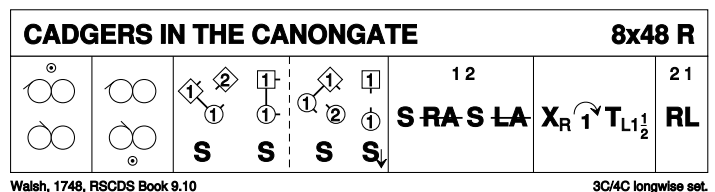
- 1- 1c Fig8 round 2c, giving hands
- 9- All Mirror Reels3 on own side, 1c starts
in, join hands on meeting P
- 17- 1c turn BH | 1c dance to 3pl NHJ
while(4) 2c+3c continue reel to top and
follow behind 1c ; 3c+2c+1c set facing
down | 1c cast to top, 2c+3c following
to finish (1,2,3)
- 25- 1c+2c Tourbillon (1c+2c turn P BH ½,
opening out to one place clw in the
square (1c to W side, 2c to M side) | 1c set to 2c ; repeat figure (to 2x,1x) | 2c+1c cross RH)
(2,1,3)



7 CADGERS IN THE CANONGATE R48 · 3/4L

Walsh (18C): *RSCDS IX 10* · Crib: *E-cribs* · Diagram: *Keith Rose's Diagrams*

- 1- 1c Rsh Reels3 on opposite sides, 1M
starts across top (Rsh to 2W), 1W
crosses down (Lsh to 3M) (to 1x,2,3)
- 9- 1c Rsh Reels3 on own sides, 1W starts
across top, 1M crosses down, end in
1pos NHJ (1,2,3)
- 17- 1c NHJ set to 2W | move round in PdB to face 2M ; set to 2M | retire in PdB to 1pl
- 25- 1c+2c set | ½ RHA ; set | ½ LHA to places
- 33- 1c cross RH | cast off one (2c up) ; 1c turn LH 1½ (to 2,1,3)
- 41- 2c+1c R&L.



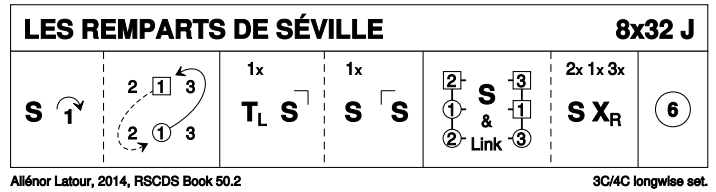
Alternative for [1-8]: 1c ends on own side. See 101 SCD and Manual

8 BREAK

9 LES REMPARTS DE SÉVILLE J32 · 3/4L

Aliénor Latour: RSCDS 50 2 · Crib: E-cribs · Diagram: Keith Rose's Diagrams

- 1- 1c set | cast off (2c up) ; 1c ½Fig8, Lsh to 1cnr
- 9- 1c turn LH to face 1cnrs | 6 bars of set H&G, into lines across
- 17- S&Link3 ; all set | all cross RH
- 25- Circle6 and back (2,1,3)

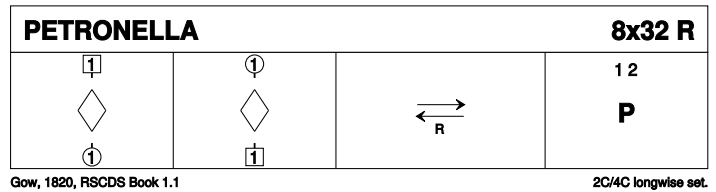


10 PROGRAMME ITEM – Teacher's Choice - Medley (S+R)

11 PETRONELLA R32 · 2/4L

RSCDS I 1 · Crib: E-cribs · Diagram: Keith Rose's Diagrams

- 1- 1c Petronella Turn | set ; repeat (1x,2)
- 9- Repeat (1,2)
- 17- 1c lead down the middle and up
- 25- 1c+2c Pousette (2,1)

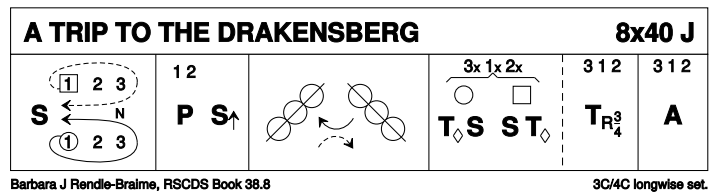


12 PROGRAMME ITEM – Teacher's Choice - Strathspey

13 A TRIP TO THE DRAKENSBERG J40 · 3/4L

Barbara J. Rendle-Braine: RSCDS XXXVIII 8 · Crib: E-cribs · Diagram: Keith Rose's Diagrams

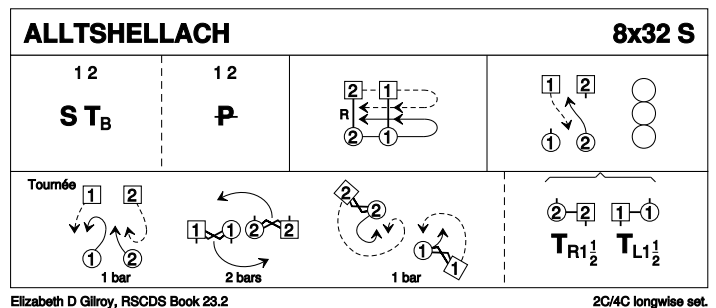
- 1- 1c set, cast off 2 places, dance up to the top, 2c step in on 7-8
- 9- 1c+2c Pousette, 1c set adv on [15-16] to face 1cnrs
- 17- 1c ½Reel4 with 1cnrs, pass Lsh ; 1c ½Reel4 with 2cnrs, finishing 2plx, (to 3x,1x,2x)
- 25- 3M+1M+2M Petronella Turn onto centre line | set **while**{4} 3W+1W+2W set | Petronella Turn to face partners ; 3c+1c+2c turn ¾ RH into
- 33- 3c+1c+2c Allemande (2,1,3)



14 ALLTSHELLACH S32 · 2/4L

Elizabeth D Gilroy: RSCDS XXIII 2 · Crib: E-cribs · Diagram: Keith Rose's Diagrams

- 1- 1c+2c set | turn BH, into ; 1c+2c ½Pousette, finishing in the middle, facing down
- 9- 2c+1c lead down the middle ; (2c divides) 1c+2c lead up to (1,2)
- 17- Reel4 across the dance, 1W and 2M pass Lsh to begin, and finish with a loop on own side
- 25- Tournée



15 THE DUKE AND DUCHESS OF EDINBURGH

R40 · 3/4L

Allie Anderson & Florence D. Leslie: RSCDS XXXIX 7 · Crib: E-cribs · Diagram: Keith Rose's Diagrams

- 1- 1c+2c+3c A&R ; all turn P BH (in SkCh) to own places, (1c finish facing out)
- 9- 1c cast off, dance (NHJ where possible) between 3c, cast up, dance between 2c, cast off (2c up) to put 1M below 1W for
- 17- 1W+2c & 1M+3c RHA, 1c pass Rsh ; 1M+2c & 1W+3c LHA, 1c pass Lsh to face 1cnrs
- 25- Turn cnr, P, cnr, cross LH (On 2nd time through 1c cross LH to 4pl (3c up), ready for next start)
- 33- Circle6 and back

