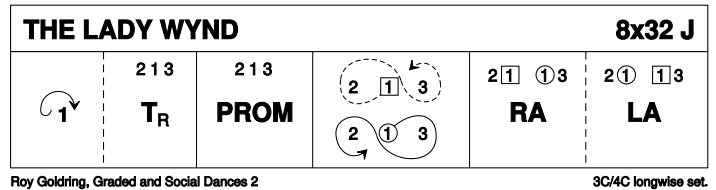


2023-12-02 Bal avec Musiciens Paris

1 THE LADY WYND J32 · 3/4L

Roy Goldring: *Graded and Social Dances 2 - 23 Dances* · Crib: *E-cribs* · Diagram: *Keith Rose's Diagrams*

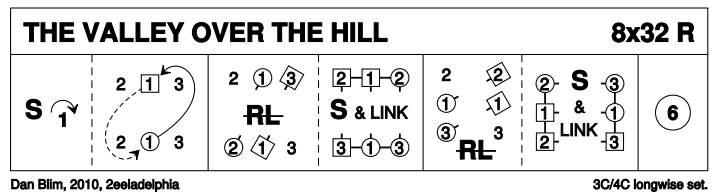
- 1- 1c long cast (2c up) ; all turn RH and face up for
- 9- 2c+1c+3c promenade (2,1,3)
- 17- 1c Fig8 on own side, starting to the R
- 25- Teapots R and L (RHA with end couple on the R ; LHA with end couple on the L)



2 THE VALLEY OVER THE HILL R32 · 3/4L

Dan Blim: *Reeladelphia 2* · Crib: *E-cribs* · Diagram: *Keith Rose's Diagrams*

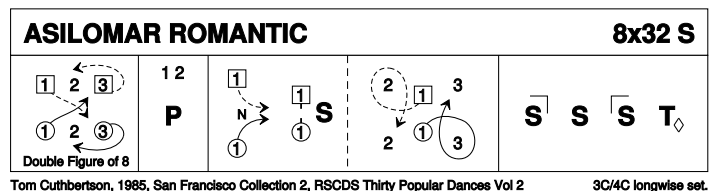
- 1- 1c set | cast off (2c up) ; ½ Fig8 R (2,1x, 3)
- 9- 1c+cnrs to the R ½ diag. R&L ; S&Link3 into lines across (all face P)
- 17- 1c+cnrs to the L ½ diag. R&L ; S&Link3 (2,1,3)
- 25- Circle6 and back



3 ASILOMAR ROMANTIC S32 · 3/4L

Tom Cuthbertson: *Thirty Popular Dances, Volume Two* · Crib: *E-cribs* · Diagram: *Keith Rose's Diagrams*

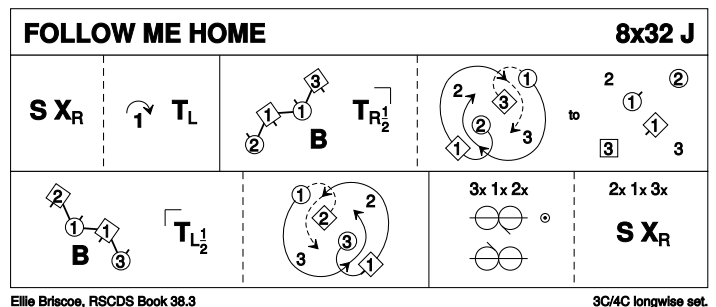
- 1- 1c+3c DbIFig8 round 2c, to begin 1c crosses down, 3c casts up
- 9- 1c+2c Pousette
- 17- 1c dance in and down one and face P (2c up) | set ; dance Rsh round 4cnr to face 1cnr
- 25- SetH&G (to 2,1,3)



4 FOLLOW ME HOME J32 · 3/4L

Ellie Briscoe: *RSCDS XXXVIII 3* · Crib: *E-cribs* · Diagram: *Keith Rose's Diagrams*

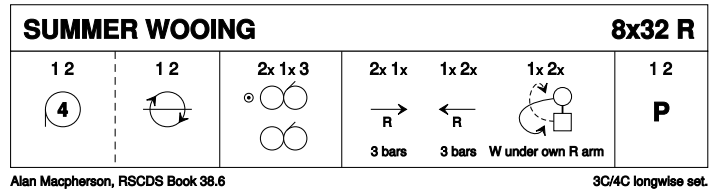
- 1- 1c set | cross RH ; cast off (2c up) | turn ¾ LH
- 9- BiL with 1cnrs | ½ turn 1cnrs RH ; 1c followed by 1cnrs chase clw round 4cnrs to leave 1cnrs in exchanged places, and join LH to 2cnr, RH to P
- 17- BiL with 2cnrs | ½ turn 2cnrs LH ; 1c followed by 2cnrs chase cclw, 1c crossing Lsh to 2plx facing out (3x,1x, 2x)
- 25- ½ Lsh Reels3 on the sidelines ; All set and cross (2,1,3)



5 SUMMER WOONG R32 · 3/4L

Alan Macpherson: RSCDS XXXVIII 6 · Crib: E-cribs · Diagram: Keith Rose's Diagrams

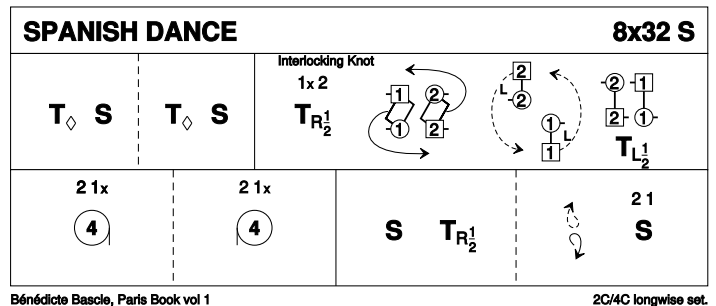
- 1- 1c+2c circle4 to the left ; 1c+2c chase clw ½-round to finish on opposite sides, 2c facing 1c (2x,1x,3)
- 9- Rsh Reels3 on sides
- 17- 1c, followed by 2c lead down the middle {3}, (2c split for) 1c+2c lead up {3} | and cross to own side RHJ, the W passing below the M and under the joined arms, into
- 25- 1c+2c Poussette (2,1,3)



6 SPANISH DANCE S32 · 2/4L

Bénédicte Bascle: The Paris Book of Scottish Country Dances, volume 1 · Crib: E-cribs · Diagram: Keith Rose's Diagrams

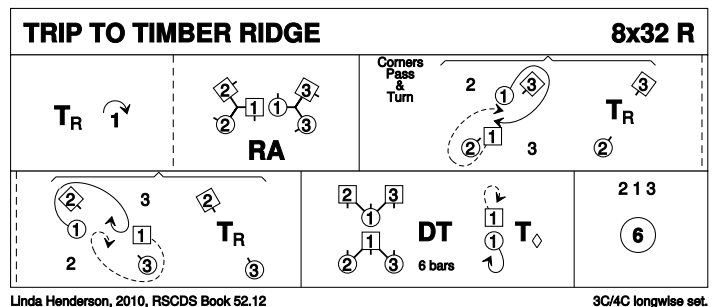
- 1- 1c Petronella turn | set ; repeat (1x,2)
- 9- 1c+2c Interlocking Knot (2,1x)
- 17- 2c+1c Circle4 R then L
- 25- 1c set | Turn Halfway and Cast | 2c+1c set (2,1)



7 TRIP TO TIMBER RIDGE R32 · 3/4L

Linda Henderson: RSCDS LII 12 · Crib: E-cribs · Diagram: Keith Rose's Diagrams

- 1- 1c turn RH | cast (2c up) ; 1W+2c & 1M+3c RHA, 1c facing 1cnrs at end
- 9- Corners Pass and Turn, on [16] 1c pull Rsh back to finish BtoB in centre facing opposite side
- 17- DTr, on [23-24] 1c Petronella turn to 2pl (2,1,3)
- 25- Circle6 and back

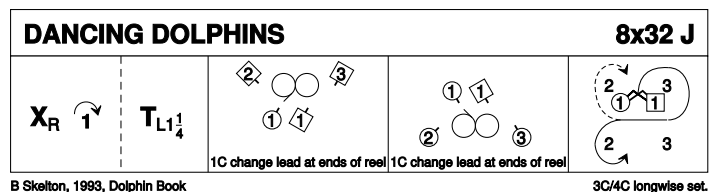


8 PROGRAMME ITEM – Break

9 DANCING DOLPHINS J32 · 3/4L

Barry Skelton: The Dolphin Book · Crib: E-cribs · Diagram: Keith Rose's Diagrams

- 1- 1c cross RH | cast off (2c up) ; turn LH 1¼ to face out and down on W side, 1M behind 1W (see note)
- 9- 2W+1c+3W Rsh lead-change Reel3 on W side (1W leads down, 1M up), at end face out and down on M side
- 17- 2M+1c+3M Lsh lead-change Reel3 on M side, 1c end in promhold facing W side
- 25- 1c pass Rsh round 3W, dance to top and cast to 2pl



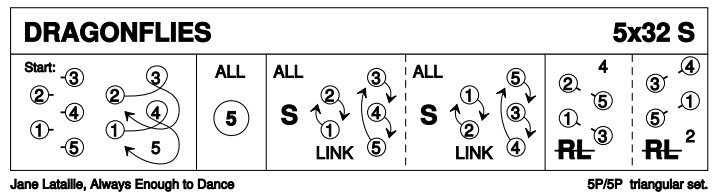
Note: during the reels 1M and 1W always cover parallel to the sidelines.

10 DRAGONFLIES S32 · 5p

Jane Lataille: Always Enough to Dance · Crib: E-cribs · Diagram: Keith Rose's Diagrams

Starting positions: 5 dancers numbered clockwise, 1+2 in Line of 2 across facing the gaps between 3+4+5 forming line of three across

- 1- 1 & 2 Parallel Figs8 round (4+5) & (3+4): 1 & 2 dance down, Lsh round 4 & 3 ; Rsh round 5 & 4, to places (1,2,3,4,5)
- 9- Circle5 L and back (1,2,3,4,5)
- 17- In facing lines S&Link twice (in 3C S&Link the LH dancer moves 2 pl R and the others 1 pl L) (1,2,4,5,3)
- 25- (1+2)+(5+3) ½ Diag. R&L, starting up/down (5,3,4,1,2); repeat on other diagonal (4,1,5,3,2)

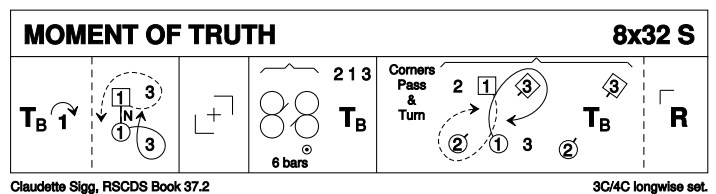


Will be danced as a Reel

11 MOMENT OF TRUTH S32 · 3/4L

Claudette Sigg: RSCDS XXXVII 2 · Crib: E-cribs · Diagram: Keith Rose's Diagrams

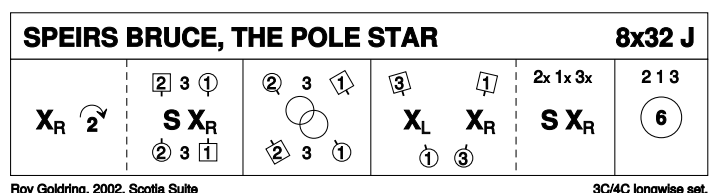
- 1- 1c turn BH, cast off (2c up) ; dance NHJ between 3c, cast up to 1cnrs
- 9- Turn CPCP to finish between end cpl facing 1cnrs, 1W above, 1M below
- 17- Lsh Reels3{6} across (to 2,1,3) | All C turn BH
- 25- "Cnrs Pass and Turn": 1c pass Rsh and loop Rsh round 1cnr positions **while(4)** 1cnrs turn each other BH, to places ; 1c pass Rsh in the middle and repeat with 2cnrs, 1c pass each other Rsh to (2,1,3)



12 SPEIRS BRUCE, THE POLE STAR J32 · 3/4L

Roy Goldring: The Scotia Suite of Scottish Country Dances · Crib: E-cribs · Diagram: Keith Rose's Diagrams

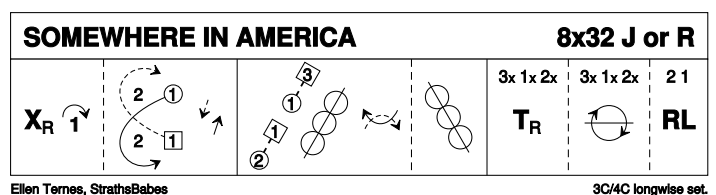
- 1- 1c cross RH | cast off 2 (2c+3c up) ; 2c+1c set, cross RH and stay inside sidelines (2x, 3,1)
- 9- 2c+1c M-Chain up/down
- 17- 3W+1M change places LH | 3M+1W repeat RH ; 2c+1c+3c set | cross RH
- 25- All Circle6 and back.



13 SOMEWHERE IN AMERICA R/J32 · 3/4L

Ellen Ternes: StrathsBabes · Crib: E-cribs · Diagram: Keith Rose's Diagrams

- 1- 1c cross RH ; cast off (2c up) ; ½ Fig8 up round 2c and face 1cnrs
- 9- ½ Reel4 on 1diag, pass P RSh ; ½ Reel4 on 2diag (3x,1x,2x)
- 17- All turn P RH ; chase clw ½ (2,1,3)
- 25- 2c+1c R&L

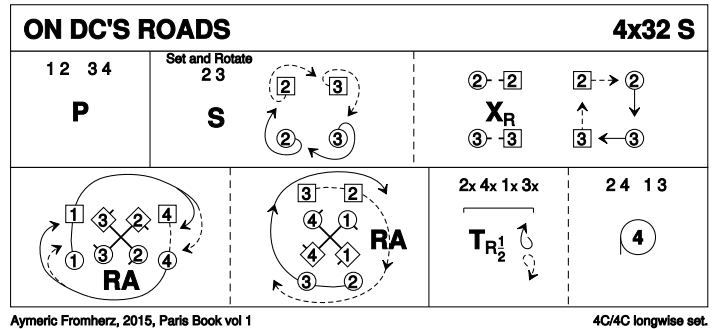


Will be danced as a reel

14 ON DC'S ROADS S32 · 4/4L

Aymeric Fromherz: *The Paris Book of Scottish Country Dances, volume 1* · Crib: E-cribs · Diagram: Keith Rose's Diagrams

- 1- 1c+2c & 3c+4c Poussette (1,2,3,4)
- 9- 2c+3c Set&Rotate (1,3,2,4)
- 17- 3c+2c RHA to sidelines **while{4}** 1W & 4M followed by P chase clw ½ (to 4x, 3,2,1x) ; 4c+1c RHA to sidelines (4c in 2plx, 1c in 3plx) **while{4}** 3W+2W leading & 2M+3M leading chase clw ½ to sidelines (2c in 1plx, 3c in 4plx) (to 2x,4x,1x,3x)
- 25- All turn RH ½ and cast to own sides ; 2c+4c & 1c+3c Circle4 L (2,4,1,3)



15 THE HIGHLAND RAMBLER R40 · 3/4L

Roy Goldring: *Thirty Popular Dances, Volume Two* · Crib: E-cribs · Diagram: Keith Rose's Diagrams

- 1- 1c long cast to 2pl (2c up on [3-4] ; 1c+3c RHA (2,1,3)
- 9- 2c+1c LHA, 1W faces out ; 1W followed by 1M cast up round 2W and down the middle of set, 1W between 3c and 1M between 2c, all facing down
- 17- In lines of 3 down the middle (all swivel R) and up
- 25- 1M followed by 1W dance up, cast round 2W and into 2pl ; 1c turn RH
- 33- Circle6 and back

