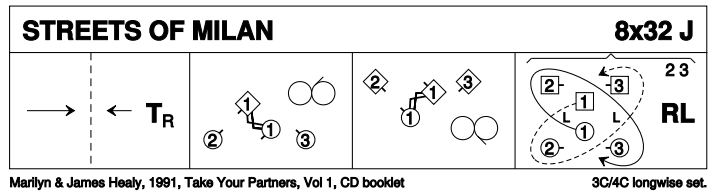


Paris branch - Bal du 16 mars 2024

1 STREETS OF MILAN J32 · 3/4L

James & Marilyn Healy · Crib: E-cribs · Diagram: Keith Rose's Diagrams

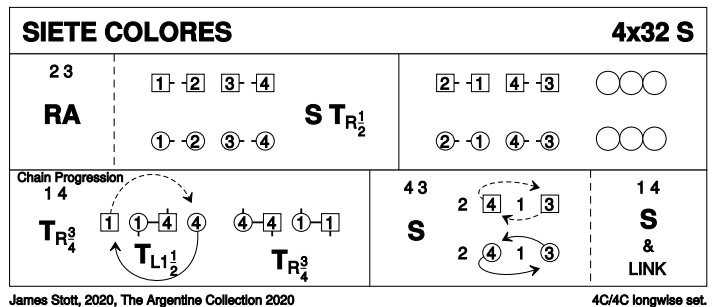
- 1- 1c lead down (2c up) ; 1c lead up | turn RH into promhold facing 2M
- 9- 1c with 2M+3M RSh Reel3, finish facing 2W
- 17- 1c with 2W+3W LSh Reel3, finish 1c facing up LHJ and 2c facing 3c (2, 1mid, 3)
- 25- 2c+3c R&L starting up/down **while**{8} 1c lead up, cross, cast off, lead down LHJ, cross, cast up to (2,1,3)



2 SIETE COLORES S32 · 4/4L

Jim Stott: The Argentine Collection 2020 · Crib: E-cribs · Diagram: Keith Rose's Diagrams

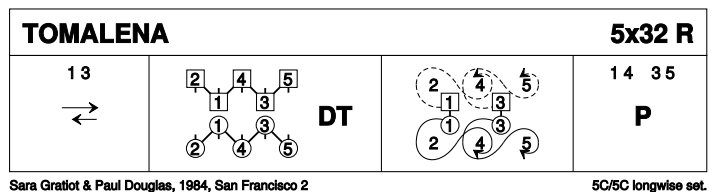
- 1- 2c+3c RHA, finish BtoB on sides ; all set up/down | change places RH into Reel4 position (2,1,4,3)
- 9- Reels4 (2,1,4,3)
- 17- 1c+4c Chain Progression (2,4,1,3)
- 25- 4c set | cast off to 4pl **while**{4} 3c set | dance up to 2pl ; 1c+4c Set&Link (2,3,4,1)



3 TOMALENA R32 · 5/5L

Sara Gratiot & Paul Douglas: San Francisco Collection Volume 2 · Crib: E-cribs · Diagram: Keith Rose's Diagrams

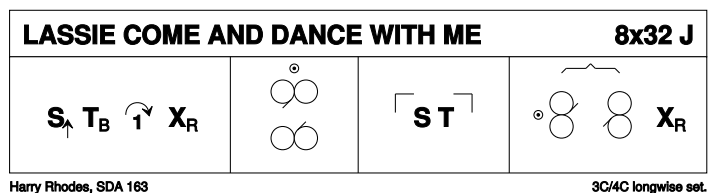
- 1- 1c+3c lead down the middle (2c+4c up) ; and up to 2pl/4pl BtoB facing own side (2,1,4,3,5)
- 9- Double DTr, finish on own side facing up NHJ (2,1,4,3,5)
- 17- 1c+3c dance up one | cast off one ; dance down one (between 3pl/5pl) | cast up (to 2,1,4,3,5), 4c&5c stepping in for
- 25- 1c+4c & 3c+5c Poussette (2,4,1,5,3)



4 LASSIE COME AND DANCE WITH ME J32 · 3/4L

Harry Rhodes: Scottish Dance Archives · Crib: E-cribs · Diagram: Keith Rose's Diagrams

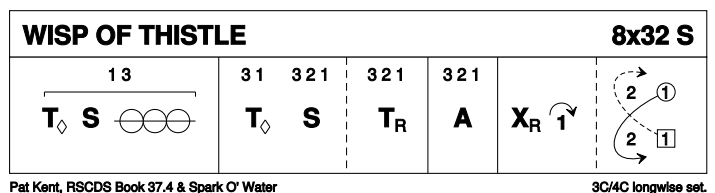
- 1- 1c set | turn BH ; cast off one (2c up), cross RH and face out (2,1x,3)
- 9- Reels3 on the sides (Rsh to 1cnr), 1c finish facing 1cnrs
- 17- 1c set to and turn corners
- 25- 2c+1c+3c Reels3{6} across (Lsh to 3cnr, i.e. 1M up, 1W down) | 1c cross RH (2,1,3)



5 WISP OF THISTLE S32 · 3/4L

Pat Kent: RSCDS XXXVII 4 · Crib: E-cribs · Diagram: Keith Rose's Diagrams

- 1- 1c+3c Petronella to midline | set to P ; 1c+3c 1/2 Reel4
- 9- 3c+1c Petronella to own side, 3c+2c+1c set ; all turn P RH into
- 17- 3c+2c+1c Allemande (1,2,3)
- 25- 1c cross RH, cast off one (2c up) ; 1/2 Fig8 round 2c (2,1,3)

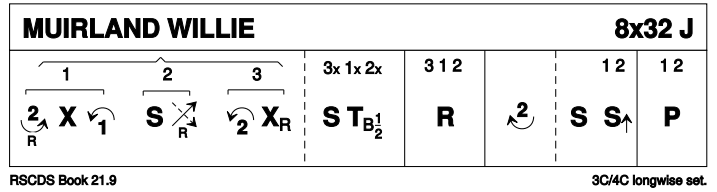


After their second turn, 1c casts to 4pl on [32] as 4c steps up

6 MUIRLAND WILLIE J32 · 3/4L

RSCDS XXI 9 · Crib: E-cribs · Diagram: Keith Rose's Diagrams

- 1- 1c lead down to 3pl, cross and cast to 2pl, **while(4)** 2c set and cross RH into 3pl, **while(4)** 3c cast to top and cross RH ; all C set (may advance a bit) and turn BH to own side (3,1,2)
- 9- Repeat [1-8] from new positions (2,3,1)
- 17- 1c lead to top (2c+3c down) ; 1c set | 1c+2c set advancing
- 25- 1c+2c Poussette (2,1,3).



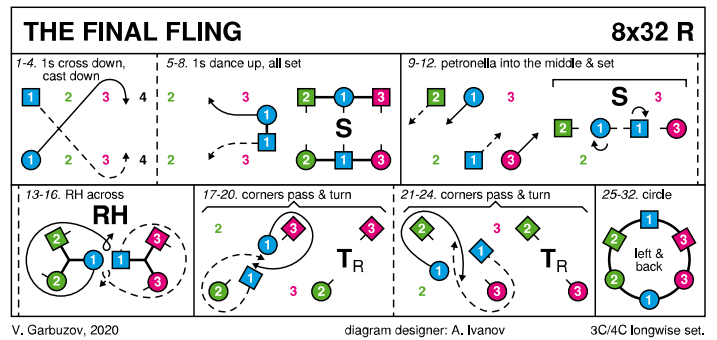
Unofficial: On 2nd turn, 4c has an easier next start if 1c+3c+4c dance a 3C Poussette

Difficulté: ***

7 THE FINAL FLING R32 · 3/4L

J. Beylinson & V. Garbuzov: Twin Peaks · Crib: SCDDDB Contributed Cribs & Diagrams · Diagram: SCDDDB Contributed Cribs & Diagrams

- 1-8 1s cross down, cast down below 3s and dance up to 2nd place opposite sides. All set.
- 9-16 2L, 1s and 3M dance two bars of petronella into the middle to form the line up-down in the middle, set (1s turning right about and high cuts are recommended), 1M with 2s as 1L with 3s dance RHA to finish in lines but 1s in the middle facing 1st corners (pulling right shoulder back to come into back to back position)
- 17-24 1s dance Corners pass and turn with 1st then 2nd corners finishing in own lines
- 25-32 All dance circle 6HR and back

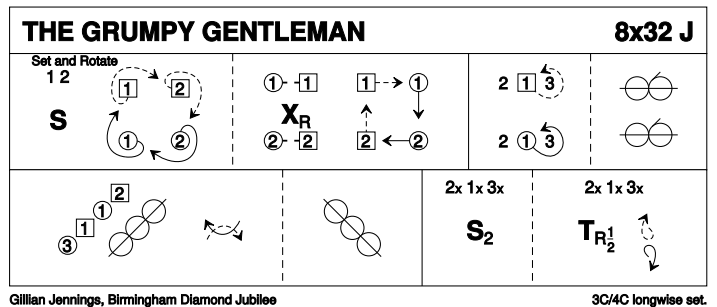


8 BREAK

9 THE GRUMPY GENTLEMAN J32 · 3/4L

Gillian Jennings: Birmingham Diamond Jubilee Dance Book - 1946-2006 · Crib: MiniCribs · Diagram: Keith Rose's Diagrams

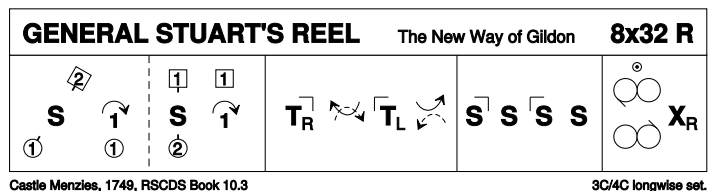
- 1-8 1s+2s Set & Rotate :
Set, rotate singly & dance on 1 place clockwise, change places RH on sides & dance on 1 place to own sides (1s in 2nd pl)
- 9-16 1s dance LSh round 3s & dance 1/2 reel of 3 on sides (RSh to 2s to start) & end facing 1st corners (pstn)
- 17-24 1s dance 1/2 diagonal reel of 4 with 1st corners, pass RSh & dance 1/2 diagonal reel with 2nd corners (pstn) to end 2nd place opposite sides. (2) (1) (3)
- 25-32 All set twice & 1/2 turn partner, pull back RSh (twirl) & dance out to places



10 GENERAL STUART'S REEL R32 · 3/4L

Castle Menzies (18C): RSCDS X 3 · Crib: E-cribs · Diagram: Keith Rose's Diagrams

- 1- 1M sets to 2W and casts off (2M up) ; 1W sets to 2M and casts off (2W up)
- 9- 1c turn 1cnr RH | pass Rsh ; turn 2cnr LH | pass Rsh to face 1cnr
- 17- SetH&G , finish BtoB, 1M facing up / 1W down
- 25- Reels3(6) with cnrs (Rsh to 2cnr) | 1c cross RH (2,1,3)

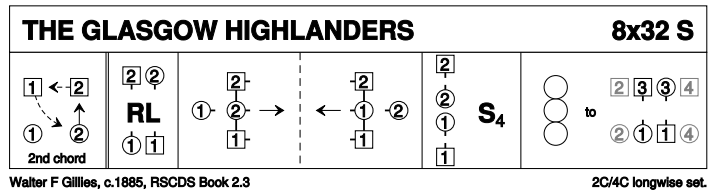


11 THE GLASGOW HIGHLANDERS S32 · 2/4L

RSCDS II 3 · Crib: E-cribs · Diagram: Keith Rose's Diagrams

2 chords. On 2nd chord 1W crosses down to R of P, 2W moves 1 place up and 2M crosses to her place, so 1c faces 2c across.

- 1- 1c+2c R&L, finish with 2M between 2W & 1W facing down and NHJ, 1M behind him
- 9- 1W+2M+2W dance down the middle, 1M following ; all turn (W inwards, M R about) 1M NHJ with the women, and 2M following, dance up to finish in line across, the W on the sidelines facing P in the middle (1c on M side)
- 17- 1c+2c set to P: Glasgow Highlanders step (M may do some other Highland step)
- 25- Reels4 {6} across the dance | 1c lead down the M side and 2c up the W side to face next couple. On reaching the top, 2c waits inactive on own side ; on reaching the bottom 1c waits inactive on own side.



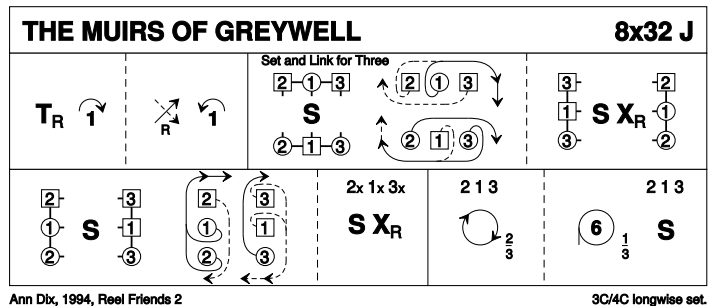
Notes: The RSCDS prescribes a 4c set, but the tradition is a longwise set 'for as many as will'.

Difficulté: *

12 THE MUIRS OF GREYWELL J32 · 3/4L

Ann Dix: Reel Friends Book 2 · Crib: E-cribs · Diagram: Keith Rose's Diagrams

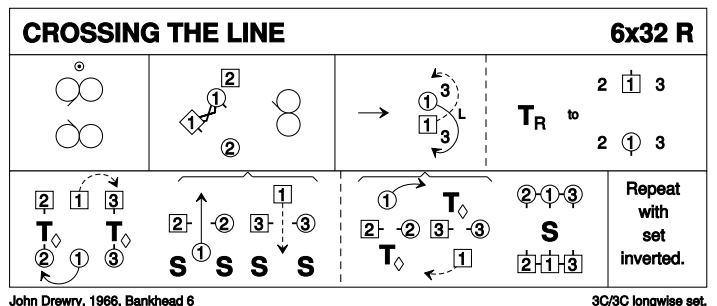
- 1- 1c turn RH | cast (2c up) ; cross down RH | cast to 2plx (2,1,3)
- 9- S&Link3 ; all set | cross RH
- 17- S&Link3 ; all set | cross RH finishing facing out (2,1,3)
- 25- All chase clw 2/3 ; Circle6 (to 2,1,3) | all set



13 CROSSING THE LINE R32 · 3/3L

John Drewry: Bankhead Book Part 6 · Crib: E-cribs · Diagram: Keith Rose's Diagrams

- 1- 1c cross down into Mirror Reels3 on opposite sides with 2c+3c, 1c finish in promhold facing down between 2c in 1pl
- 9- 1c+2M+2W Reel3 across (Rsh to 2M) (at end 1c start downwards)
- 17- 1c (promhold) dance between 3c, cross LH and cast up to 2pl ; turn RH and face out (see note)
- 25- 2c & 3c petronella {8} while 1c casts R (1M up, 1W down) | cross between setting end couples ; cast to 2plx | set (all together) (2x,1x,3x)



The set is now inverted ; repeat using the bottom (3c) as new top. In 6 times through each couple dances once as 1c from "each hemisphere".

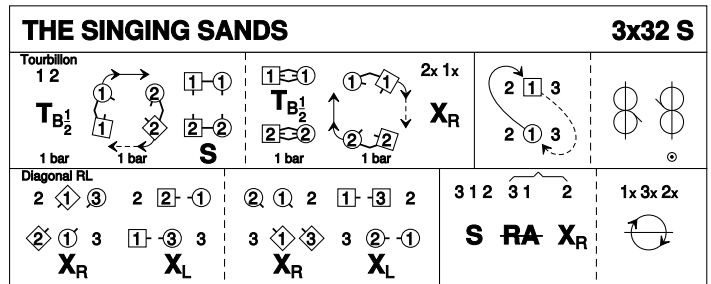
Note: On [24], some dancing couples choose to face in after the RH turn and then cast into the next figure.

Difficulté: ***

14 THE SINGING SANDS S32 · 3/3L

Barry Priddey: *The Silver Rose Book of Scottish Country Dances* · Crib: E-cribs · Diagram: Keith Rose's Diagrams

- 1- 1c+2c Tourbillon: 1c+2c turn P BH ½, opening out to one place clw in the square (1c to W side, 2c to M side) | 1c set to 2c ; repeat figure (to 2x,1x) | 2c+1c cross RH (2,1,3)
- 9- 1c (M up, W down) dances ½ Fig8 Rsh round 2 cnr ; 1M+3c & 1W+2c ½ Rsh reels3 across (2x,1,3x)
- 17- Diagonal R&L (to 3,1,2)
- 25- All set | 3c+1c ½ RHA **while(2)** 2c cross RH ; all chase clw ½ round (2,3,1)



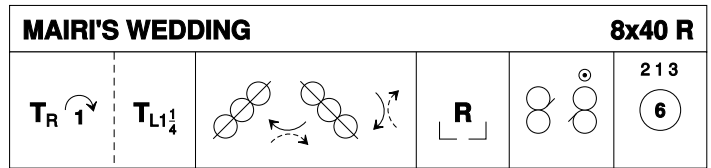
Barry Priddey, 1984, *Silver Rose Book*

3C/3C longwise set.

15 MAIRI'S WEDDING R40 · 3/4L

James B Cosh: *Twenty Two SCD* · Crib: E-cribs · Diagram: Keith Rose's Diagrams

- 1- 1c turn RH | cast (2c up) ; turn LH to face 1cnr
- 9- 1c ½ Reel4 with 1cnr (pass P Lsh) ; Repeat with 2cnr
- 17- Repeat with 3cnr (1cnr person) ; Repeat with 4cnr (2cnr person)
- 25- 1W+2c & 1M+3c Reels3 across, Lsh to 1cnr
- 33- 2c+1c+3c circle6 and back



James Cosh, 1959, *22 SCDs, RSCDS Thirty Popular Dances Vol 2*

3C/4C longwise set.

Note: Cosh explicitly tells 1c to pass Lsh in [9–24]; however the Rsh pass is quite common, and sometimes nicknamed “Mairi’s Divorce”.