

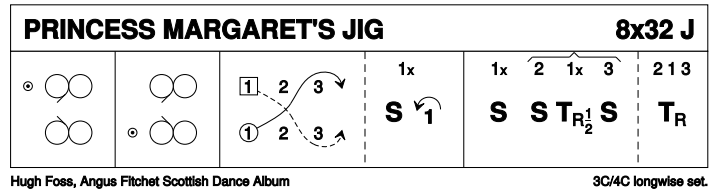
2024-05-04 Bal RSCDS Paris Branch

Première partie

1 PRINCESS MARGARET'S JIG J32 · 3/4L

Hugh Foss: Angus Fitchet Scottish Dance Album · Crib: SCDDDB Contributed Cribs & Diagrams · Diagram: Keith Rose's Diagrams

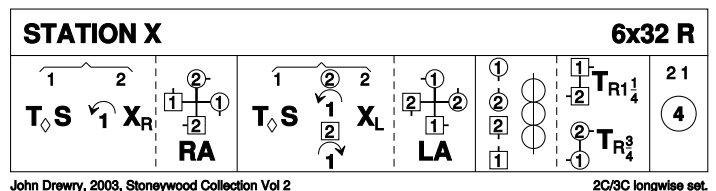
- 1-8 1s cross down and dance reel of 3 on opposite sides.
- 9-16 1s cross down and dance reel of 3 on own sides.
- 17-24 1s cross to below 2s, cast off round 3s [2s and 3s up]; 1s set and cast up [3s down]. 2 1x 3.
- 25-32 1s set, 2s 3s set AS 1s turn RH half; All turn RH once round.



2 STATION X R32 · 2/3L

John Drewry: New Dances by John Drewry 2003 · Crib: E-cribs · Diagram: Keith Rose's Diagrams

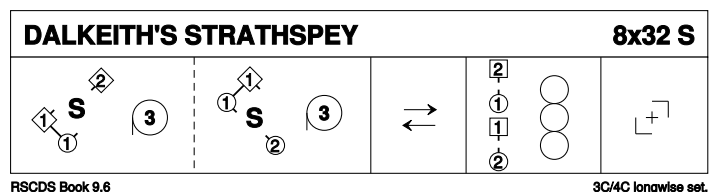
- 1- 1c petronella in Sk-Change to midline and set **while**{4} 2c cast up and cross RH ; RHA, 2c faces out
- 9-12 1c petronella in Sk-Change to 1plx and set **while**{4} 2c casts cclw to midline to face P and crosses LH up/down
- 13-16 1c+2c LHA, at the end 1c (in 1plx) loop R to face in **while** 2c turn to face 1c in line across
- 17- ½ Reel4 across ; 1M+2M & 1W+2W turn RH to (2,1)
- 25- Circle4 and back (2,1)



3 DALKEITH'S STRATHSPEY S32 · 3/4L

RSCDS IX 6 · Crib: E-cribs · Diagram: Keith Rose's Diagrams

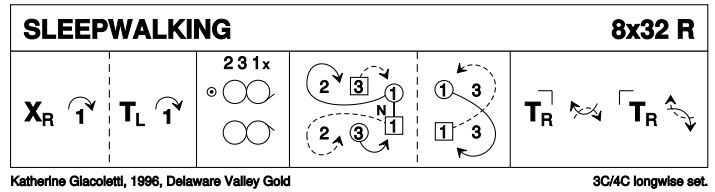
- 1- 1c (NHJ) set to 2W | 1c+2W circle3 L ; 1c set to 2M | 1c+2M circle3 L, 1c finish in the middle facing down
- 9- 1c lead down (2c up) ; and up to between 2c, 1M facing 2W and 1W facing 2M
- 17- 1c+2c Reel4 across, 1c finish facing 1cnrs
- 25- Turn CPCP (2,1,3) (1st time through finish NHJ facing new 2W)



4 SLEEPWALKING R32 · 3/4L

Katherine Giacoletti: Delaware Valley Gold · Crib: E-cribs · Diagram: Keith Rose's Diagrams

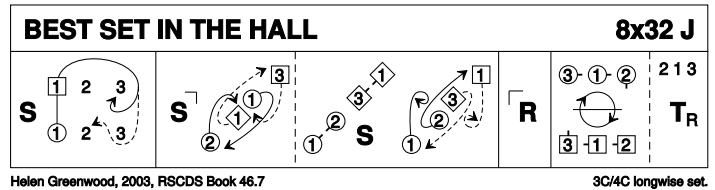
- 1- 1c cross RH | cast off (2c up) ; turn LH and cast off (3c up) (2,3,1x)
 9- Mirror Reels3 on the sides, 3c starting out and down
 17- 3c continue the reel to 3pl **while{2}** 1c NHJ dance to the top | 1c cast off and ½ Fig8 down to (2,1,3)
 25- 1c turn 1cnr RH and pass P RSh ; turn 2cnr RH and pass RSh to (2,1,3) (corners turn for {4})



5 BEST SET IN THE HALL J32 · 3/4L

Helen Greenwood: RSCDS XLVI 7 · Crib: E-cribs · Diagram: Keith Rose's Diagrams

- 1- 1c set | 1W (1M follows) casts off 2, crosses, W dances up behind M line, and M dances up the middle, 1c face 1cnr (2c up)
 9- 1c set to 1cnr | 1c cast Rsh round each other to 3cnr position **while{2}** 1cnrs dance into centre, and swivel R to face own cnr ; repeat, 1cnrs finishing in exchanged places, and 1c facing 2cnr
 17- Repeat with 2cnrs (3x,1x,2x)
 25- All chase clw ½ round ; all turn RH. (2,1,3)

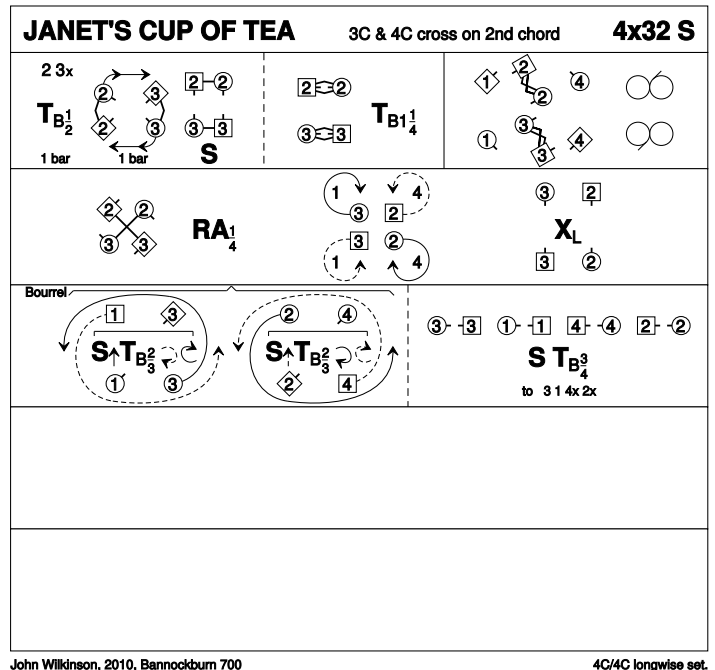


6 JANET'S CUP OF TEA S32 · 4/4L

John Wilkinson: Bannockburn 700 · Crib: MiniCribs · Diagram: Keith Rose's Diagrams

2 chords - 3s+4s cross to opp. sides on 2nd chord

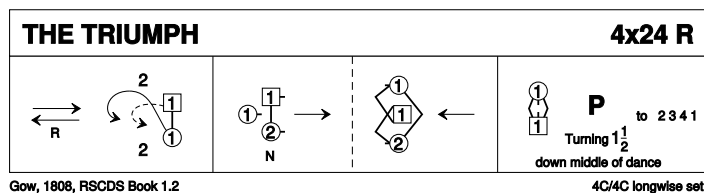
- 1-4 2s+3s dance 1/2 Tourbillon (turn partners 2H 1/2 way round & dance clockwise 1 place and set)
 5-8 2s+3s turn 2H 1.1/4 to finish 2s on Ladies' side facing up, 3s on Man's side facing down in promenade hold (Lady on Man's right)
 9-16 2s+1L+4M dance reels of 3 on side (2s+1L pass RSh) also 3s+1M+4L dance reels of 3 on sides (3s+4M pass RSh)
 17-24 2s+3s dance 1/4 RH across, 2s dance down, cast up round 4s **while** 3s dance up, cast round 1s. 2s+3s cross LH
 25-32 1s+3s also 2s+4s dance the Bourrel:
 1M+3L (4M+2L) set advancing, 3/4 turn 2H & twirl to end BtoB (Lady facing up, Man down) **while** prttrs chase anticl'wise 3/4 way, set to partners & turn 2H to own sides having changed places



7 THE TRIUMPH R24 · 4/4L

Nathaniel Gow: RSCDS I 2 · Crib: E-cribs · Diagram: Keith Rose's Diagrams

- 1- 1c lead down the middle and up, 1M presents 1W to 2M
- 9- 1W+2M (NHJ), followed by 1M, dance down the middle ; 1W+2M turn inwards and 1M joins (1W hands crossed and joined to outer hands of 1M+2M, their NH making arch above 1W), all three dance up in TRIUMPH to finish 2M in own place and 1c BHJ on opposite sides
- 17- 1c Poussette down the middle to bottom pl ($\frac{1}{4}$ R turn, progress, $\frac{1}{4}$ turn, $\frac{1}{4}$ turn, progress, progress with $\frac{1}{4}$ turn, $\frac{1}{2}$ turn to own side, fall back to sides), (all other couples step up on 23-24).

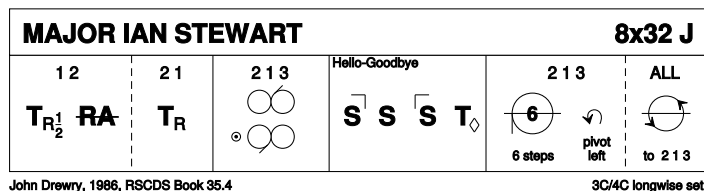


Deuxième partie

8 MAJOR IAN STEWART J32 · 3/4L

John Drewry: RSCDS XXXV 4 · Crib: E-cribs · Diagram: Keith Rose's Diagrams

- 1- 1c+2c turn RH $\frac{1}{2}$ into | $\frac{1}{2}$ RHA into ; 2c+1c turn RH, 2c finish facing out (2,1,3)
- 9- Opposing Reels3 on own sides (1c inwards, Rsh to 4cnr) 1c finish facing 1cnr, 2c+3c finish with loops
- 17- SetH&G to (2,1,3)
- 25- Circle6 L {3}, cross R foot over L and chase back cclw to (2,1,3)

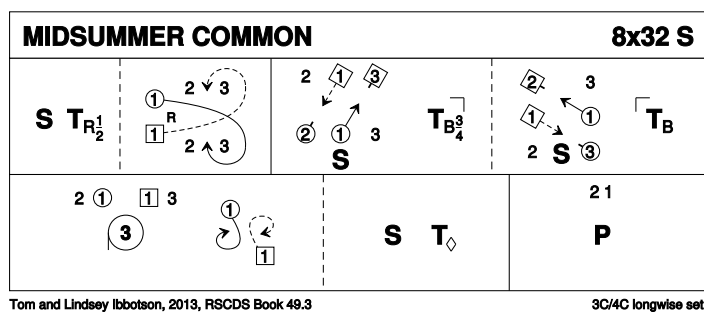


9 PROGRAMME ITEM – Where is my Fiddle?

10 MIDSUMMER COMMON S32 · 3/4L

Tom & Lindsey Ibbotson: RSCDS XLIX 3 · Crib: E-cribs · Diagram: Keith Rose's Diagrams

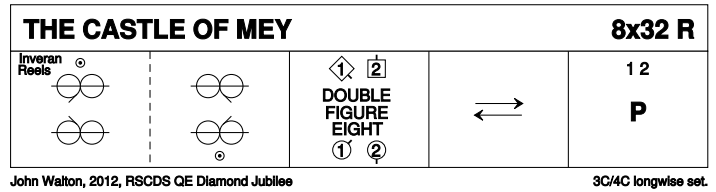
- 1- 1c set | turn RH $\frac{1}{2}$; lead down, cross below 3c (2c up on [5-6] and cast to 2pl (2,1,3)
- 9- 1c set adv to into BtoB facing 1cr while 1cr set | turn 1cnr BH into lines across ; 1c set adv to into BtoB facing 2cr while 2cr set | turn 2cnr BH
- 17- 2c+1M & 1W+3c circle3 L, at end 1c swivels R to face P ; 1c set | 1c Petronella turn (to 2,1,3)
- 25- 1c+2c poussette



11 THE CASTLE OF MEY R32 · 3/4L

John Walton: QE Diamond Jubilee Dances · Crib: E-cribs · Diagram: Keith Rose's Diagrams

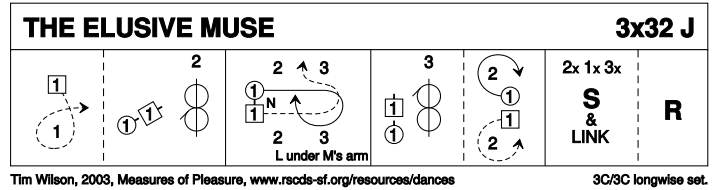
- 1- Inveran Reels 3 on the sides, 1c crossing down to start (1,2,3)
- 9- 1c+2c DblFig8, 1c cross down to start
- 17- 1c lead down the middle and up, finishing for
- 25- 1c+2c Poussette



12 THE ELUSIVE MUSE J32 · 3/3L

Tim Wilson: Measures of Pleasure · Crib: E-cribs · Diagram: Keith Rose's Diagrams

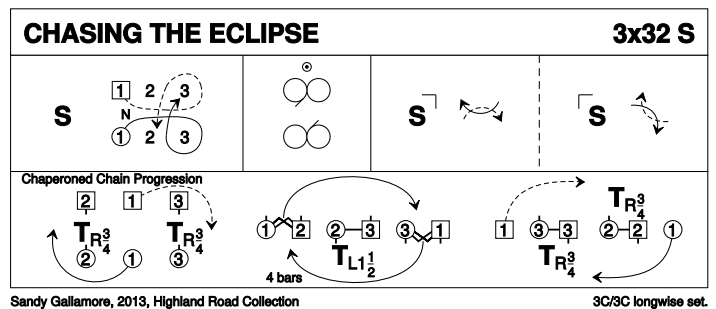
- 1- 1W dances Rsh round P into the centre ; 1c (W beckoning and leading)+2c ½ Lsh Reel3, 2c finish in 1pl, 1c face down, M on L
- 9- 1c dance down the middle NHJ ; change sides to face up, 1W crossing above 1M and under joined arms | 1c dance up to between 3c
- 17- 1c (W leading)+3c ½ Rsh Reel3, 3c finish in 3pl ; 1c (M on R) dance up and cast off (2x,1x,3x)
- 25- S&Link3 twice (3,1,2)



13 CHASING THE ECLIPSE S32 · 3/3L

Sandy Gallamore: The Highland Road Collection · Crib: SCDDDB Contributed Cribs & Diagrams · Diagram: Keith Rose's Diagrams

- 1-8 1C set, dance NH down the center + cast up to 2pl & cross to face 1crr.
- 9-16 Reel 3 on sides - 1C pass 1crr Rsh to begin.
- 17-24 1C+1crr set, 1C spiral Rsh rnd ptrn to face 2crr ; 1C+2crr set, 1C spiral Rsh to face out 2pl own side.
- 25-32 All dance Chaperoned Chain Progression. End 3 1 2.



14 TRIP TO TIMBER RIDGE R32 · 3/4L

Linda Henderson: RSCDS LII 12 · Crib: E-cribs · Diagram: Keith Rose's Diagrams

- 1- 1c turn RH | cast (2c up) ; 1W+2c & 1M+3c RHA, 1c facing 1crrs at end
- 9- Corners Pass and Turn, on [16] 1c pull Rsh back to finish BtoB in centre facing opposite side
- 17- DTr, on [23-24] 1c Petronella turn to 2pl (2,1,3)
- 25- Circle6 and back

