

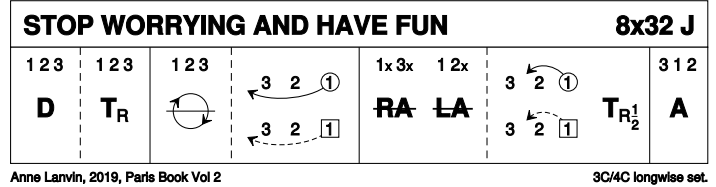
# RSCDS Paris Branch - June 2025 evening dance with Muriel Johnstone

## First part

### 1 STOP WORRYING AND HAVE FUN J32 · 3/4L

Anne Larvin: *The Paris Book of Scottish Country Dances, volume 2* · Crib: *E-cribs* · Diagram: *Keith Rose's Diagrams*

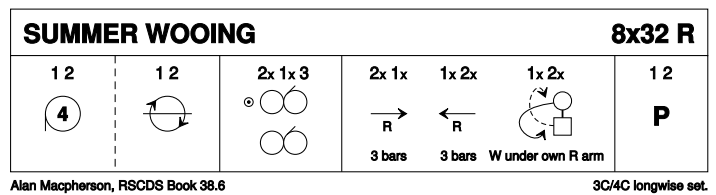
- 1- All dance BtoB ; all turn P RH (1,2,3)
- 9- All chase clw ½ (to 3x,2x,1x) ; 1M dances up while 1W casts up both to 1plx (3c+2c down) (1x,3x,2x)
- 17- 1c+3c ½ RHA | 1c+2c ½ LHA (to 3,2,1x) ; 1M casts up while 1W dances up both to 2plx (2c down) | 1c turn P RH ½, 3c & 2c step in ready for (3,1,2)
- 25- 3C Allemande (2,1,3)



### 2 SUMMER WOONG R32 · 3/4L

Alan Macpherson: *RSCDS XXXVIII 6* · Crib: *E-cribs* · Diagram: *Keith Rose's Diagrams*

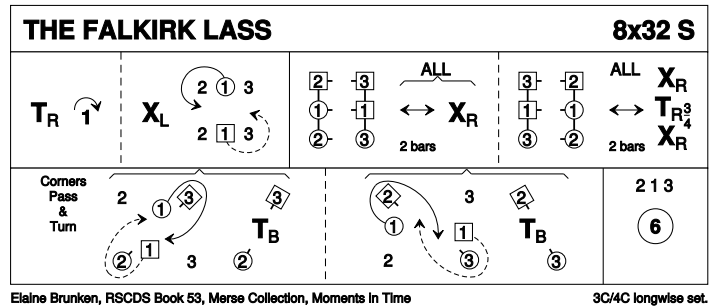
- 1- 1c+2c circle4 to the left ; 1c+2c chase clw ½-round to finish on opposite sides, 2c facing 1c (2x,1x,3)
- 9- Rsh Reels3 on sides
- 17- 1c, followed by 2c lead down the middle {3}, (2c split for) 1c+2c lead up {3} | and cross to own side RHJ, the W passing below the M and under the joined arms, into
- 25- 1c+2c Poussette (2,1,3)



### 3 THE FALKIRK LASS S32 · 3/4L

Elaine Brunken: *RSCDS LIII 19* · Crib: *E-cribs* · Diagram: *Keith Rose's Diagrams*

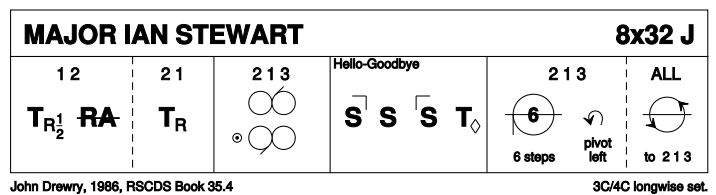
- 1- 1c turn RH | cast off (2c up) ; cross LH | cast L to 1M/ 1W between 2c/3c
- 9- In facing lines of three A[1]&R[1] | change places RH ; A[1]&R[1] | 2c+3c change back, 1c turn RH to face 1cnr
- 17- Cnrs Pass and Turn (BH), 1c pass RSh to (2,1,3)
- 25- All circle6 and back



### 4 MAJOR IAN STEWART J32 · 3/4L

John Drewry: *RSCDS XXXV 4* · Crib: *E-cribs* · Diagram: *Keith Rose's Diagrams*

- 1- 1c+2c turn RH ½ into | ½ RHA into ; 2c+1c turn RH, 2c finish facing out (2,1,3)
- 9- Opposing Reels3 on own sides (1c inwards, Rsh to 4cnr) 1c finish facing 1cnr, 2c+3c finish with loops
- 17- SetH&G to (2,1,3)
- 25- Circle6 L {3}, cross R foot over L and chase back cclw to (2,1,3)

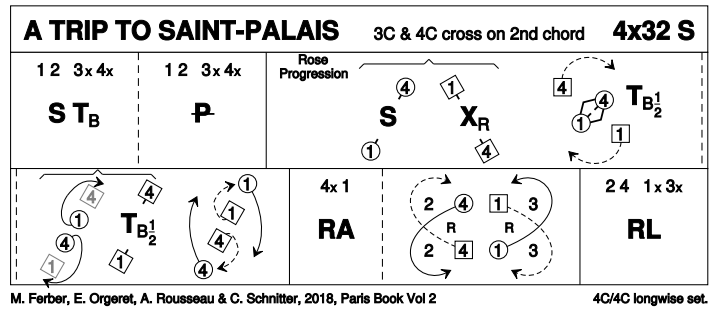


**5 A TRIP TO SAINT-PALAIS** S32 · 4/4L

Antoine Rousseau: *The Paris Book of Scottish Country Dances, volume 2 · Crib: E-cribs · Diagram: Keith Rose's Diagrams*

On 2nd chord, 3c+4c cross to opposite side (1,2,3x,4x)

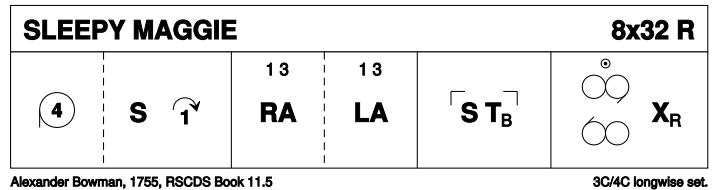
- 1- All set | turn P BH ready for ; 1c+2c & 3c+4c ½ Poussette (2,1,4x,3x)
- 9- 1c+4c *Rose progression* : 1W+4W change place RH | chase 1 place clw ; turn BH ½, face and cast away **while(8)** 1M+4M set | turn BH ½, face and cast away | chase 1 place clw (2,4x,1,3x)
- 17- 4c+1c RHA ; 4c & 1c lead out the end RHJ, cross and cast inwards (2,4,1x,3x)
- 25- 2c+4c & 1c+3c R&L (2,4,1x,3x)



**6 SLEEPY MAGGIE** R32 · 3/4L

Alexander Bowman: *RSCDS XI 5 · Crib: E-cribs · Diagram: Keith Rose's Diagrams*

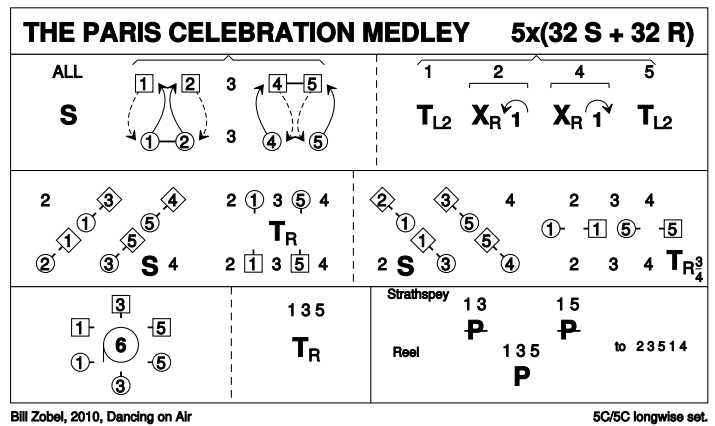
- 1- 1c+2c circle4 to the left ; 1c set | cast off (2c up)
- 9- 1c+3c RHA ; LHA, 1c finish facing 1cnrs
- 17- 1c set to and turn corners, finish facing 1cnrs
- 25- Reels3{6} with cnrs (Lsh to 1cnr), 1c cross RH (2,1,3).



**7 THE PARIS CELEBRATION MEDLEY** M64 · 5/5L

Bill Zobel: *Dancing on Air · Crib: SCDDDB Contributed Cribs & Diagrams · Diagram: Keith Rose's Diagrams*

- 1-4 All set, 1M & 2M take nearer hands and dance between their partners & cast into their partners' places while 1L & 2L dance across the set & curve into their partners' places, 4th & 5th couple dance similarly, except that the Ladies take nearer hands & pass between the Men.
- 5-8 1s turn LH twice, moving down the set to finish facing 1st corners, 5s turn LH twice moving up the set to finish facing their 1st corners, while 2s & 4s cross RH and cast up or down one place.
- 9-12 1s and 5s set to 1st corner & face their partner across the dance (2 bars of Hello Goodbye), then turn their partner RH to face 2nd corner
- 13-16 Repeat bars 9 - 12, setting to 2nd corners & setting up & down (Hello Goodbye), turn RH to finish in the middle of the set facing up
- 17-20 1s 3s & 5s dance six hands round, finishing in the sidelines
- 21-24 1s 3s & 5s turn RH 5s finish in 4th place, and 1s & 3s finish in the centre ready for ...
- 25-32 1s & 3s dance a half Poussette, 5s dance in on Bar 28, then 1s & 5s dance a half Poussette 23514



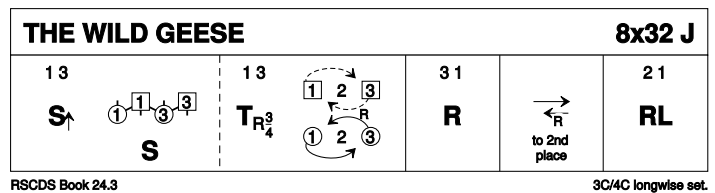
The dance is repeated in Reel time, the only variation being that on Bar 24 1s 3s & 5s finish in the middle and then dance a 3-couple Poussette. As each couple reaches the top of the dance, they will dance in the other rhythm.

## Second part

**8 THE WILD GEESE** J32 · 3/4L

RSCDS XXIV 3 · Crib: E-cribs · Diagram: Keith Rose's Diagrams

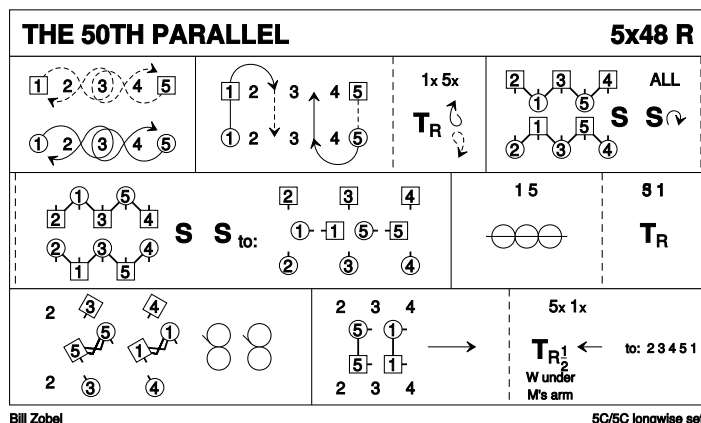
- 1- 1c+3c set advancing to midline with P on R | BiL ; 1c turn ¾ RH and cast off to 3pl **while(4)** 3c turn ¾ RH and lead to 1pl (3,2,1)
- 9- Repeat [1-8] from new positions (1,2,3)
- 17- 1c lead down the middle (2c up on [19-20]) ; and up to (2,1,3)
- 25- 2c+1c R&L



## 9 THE 50TH PARALLEL R48 · 5/5L

Bill Zobel / Muriel Johnstone: *Dancing on Air* · Crib: *E-cribs* · Diagram: Keith Rose's Diagrams

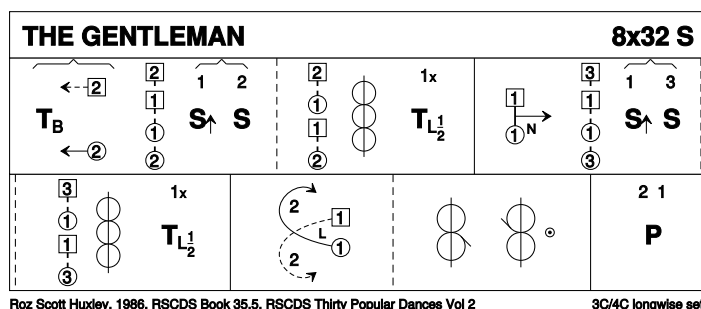
- 1- 1c+5c Rsh Fig8 on own side, 1W+5M face out
- 9- 1W+5M (Partners following) cast R and cross to opposite side (2c+4c step to end) (2,1x,3,5x,4); 1c+5c Turn P RH and twirl R to DDTr position facing opposite side
- 17- Set as in DDTr | All petronella (1c+5c to opposite sidelines, others to BtoB in middle); Set in inverted DDTr | All petronella, 1c+5c to midline with M above W, others to sideline
- 25- 1c+5c ½ Reel4 on midline; Turn P RH to promhold facing down (M on L)
- 33- 5c+3c & 1c+4c parallel Rsh Reels3 across, 3c/4c finishing in 3pl/5pl, and 5c+1c face down NHJ
- 41- 5c+1c dance down (4c up on [43-44]); Change side {1}, W passing under joined arms, (3c+4c up on [45-46]) and dance up {3} to (2,3,4,5,1)



## 10 THE GENTLEMAN S32 · 3/4L

Roz Scott Huxley: *RSCDS XXXV 5* · Crib: *E-cribs* · Diagram: Keith Rose's Diagrams

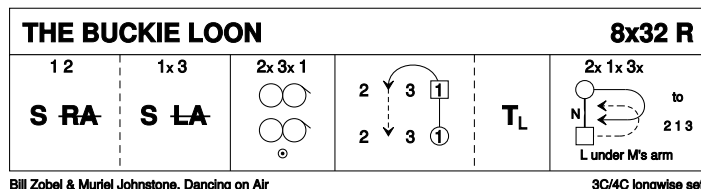
- 1- 2c step up as 1c turn BH to face P between 1c into line4 across | 1c+2c set, 1c advancing and passing on the second step; ½ Reel4, at end 1c turn P LH ½ to face down NHJ
- 9- 1c dance down to face P between 3c, repeat set and ½ Reel4 with 3c, finish between 3c on own side LHJ
- 17- 1c lead to top, cross and cast to 2plx; ½ Reels3 across, RSh to 4cnrs (W up, M down) (2,1,3)
- 25- 2c+1c Poussette.



## 11 THE BUCKIE LOON R32 · 3/4L

Bill Zobel / Muriel Johnstone: *Dancing on Air* · Crib: *E-cribs* · Diagram: Keith Rose's Diagrams

- 1- 1c+2c set | ½ RHA; 1c+3c set | ½ LHA (2x,3x,1)
- 9- Reels3 on the sides, start 3c Lsh to 1c, 1W finishes facing out (2x,3x,1)
- 17- 1W with 1M following cast up and cross (3c down); 1c turn LH (2x,1x,3x)
- 25- All dance down, on [28] change sides, all W crossing above the M and passing under the joined arms, and dance up to (2,1,3)

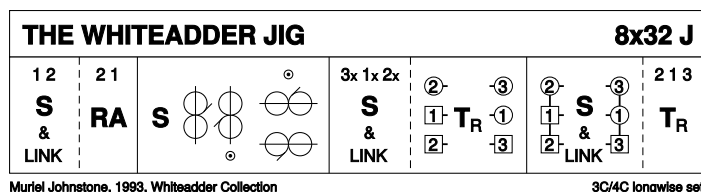


## 12 THE WHITEADDER JIG J32 · 3/4L

Muriel A Johnstone: *Whiteadder Collection* · Crib: *E-cribs* · Diagram: Keith Rose's Diagrams

Pronounced: Whittader

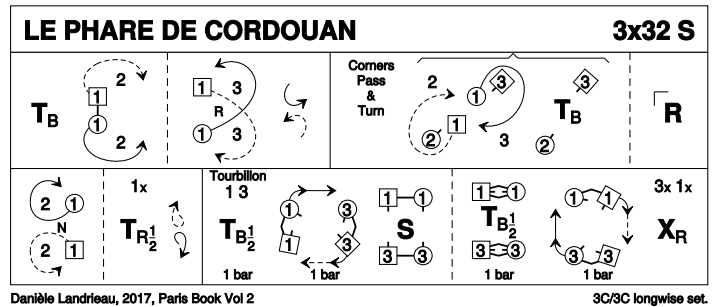
- 1- 1c+2c S&Link | RHA (2,1,3)
- 9- 1c set, ½ Reels3 across (Lsh to 1c) {3}, into ½ Reels3 on the sides (Rsh to 2c) {3}, (to 3x,1x,2x) (loops permitted)
- 17- S&Link3, into lines across; all turn opposite person RH
- 25- S&Link3 to sidelines, all turn P RH



**13 LE PHARE DE CORDOUAN** S32 · 3/3L

Danièle Landrieau: *The Paris Book of Scottish Country Dances, volume 2* · Crib: E-cribs · Diagram: Keith Rose's Diagrams

- 1- 1c turn BH and face up NHJ | cast off (2c up) ; cross down RH between 3c and cast up to face 1cnrs
- 9- Corners Pass and Turn BH, finishing on opposite sides (2,1x,3)
- 17- 1c dance up | cast off ; 1c turn P RH ½, face P | cast R to exchanged places (2,1,3)
- 25- 1c+3c The Tourbillon (2,3,1)



**14 DA RAIN DANCIN'** R32 · 3/4L

Ron Wallace: *Thirty Popular Dances, Volume Two* · Crib: E-cribs · Diagram: Keith Rose's Diagrams

- 1- 1c dance down 2 places and cast up to 2pl (2c up) ; 2c+1c+3c set and cross RH (2x,1x,3x)
- 9- 1c dance up and cast off one ; 2c+1c+3c set | 2c+3c cross LH while{2} 1c turn LH to face 1cnr:
- 17- 1c set R to 1cnr {1} and L to P {1} | turn ¾ RH ; set R to 2cnr and L up/down to P | turn ¾ RH to 2pl
- 25- 2c+1c+3c circle6 and back. (2,1,3)

