

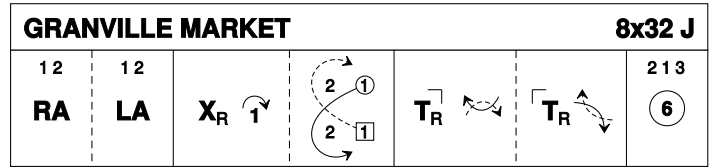
# RSCDS Paris Branch - Bal du 25 janvier 2025

## Première partie

### 1 GRANVILLE MARKET J32 · 3/4L

Elinor M Vandegrift: *A Second Book of Graded Scottish Country Dances* · Crib: *E-cribs* · Diagram: *Keith Rose's Diagrams*

- 1- 1c+2c RHA, LHA
- 9- 1c cross RH | cast (2c up) ; ½ Fig8 up to face 1cnr
- 17- 1c turn 1cnr RH | pass Rsh ; turn 2cnr RH | pass Rsh to (2,1,3)
- 25- Circle6 and back



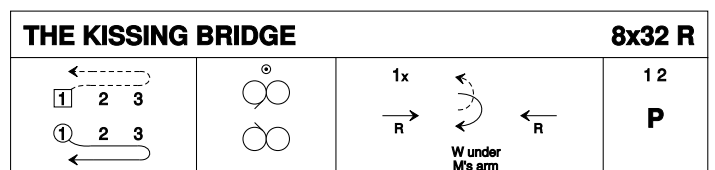
Elinor M Vandegrift, RSCDS Graded Book 2.18

3C/4C longwise set.

### 2 THE KISSING BRIDGE R32 · 3/4L

Romaine Butterfield: *RSCDS XLVII 9* · Crib: *E-cribs* · Diagram: *Keith Rose's Diagrams*

- 1- 1c cast behind own lines and cast back
- 9- 1c cross down into Mirror Reels3 on opposite sides (1x,2,3)
- 17- 1c lead down, cross (M below W, who passes under M's arm) ; and up, 2c steps in for
- 25- 1c+2c Poussette



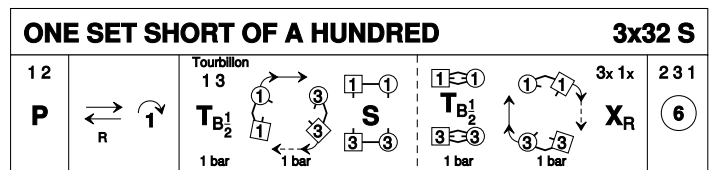
Romaine Butterfield, RSCDS Book 47.9

3C/4C longwise set.

### 3 ONE SET SHORT OF A HUNDRED S32 · 3/3L

Allénor Latour: *The Paris Book of Scottish Country Dances, volume 1* · Crib: *E-cribs* · Diagram: *Keith Rose's Diagrams*

- 1- 1c+2c Poussette
- 9- 1c lead down {3}, up {3} and cast to 2pl (2c up) (2,1,3)
- 17- 1c+3c Tourbillon
- 25- Circle6 and back (2,3,1)



Allénor Latour, 2013, Paris Book vol 1

3C/3C longwise set.

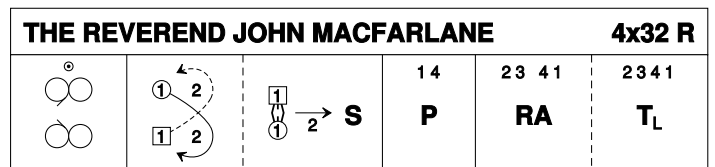
## TEACHER'S CHOICE

## TEACHER'S CHOICE

### 4 THE REVEREND JOHN MACFARLANE R32 · 4/4L

Gary W Morris: *RSCDS XXXVII 1* · Crib: *E-cribs* · Diagram: *Keith Rose's Diagrams*

- 1- 1c cross down into Mirror Reels3 on opposite sides with 2c+3c (1x,2,3)
- 9- 1c ½ Fig8 round 2c ; 1c (BHJ) slip down to between 3c | set (top foot starting) (2c+3c up, 4c step in)
- 17- 1c+4c Poussette (2,3,4,1)
- 25- 2c+3c & 4c+1c RHA ; all C turn LH (3M polite L turn into next repetition).



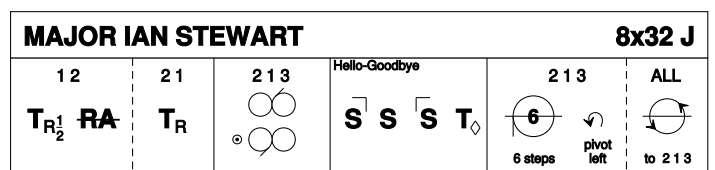
Gary W. Morris, 1990, RSCDS Book 37.1

4C/4C longwise set.

### 5 MAJOR IAN STEWART J32 · 3/4L

John Drewry: *RSCDS XXXV 4* · Crib: *E-cribs* · Diagram: *Keith Rose's Diagrams*

- 1- 1c+2c turn RH ½ into | ½ RHA into ; 2c+1c turn RH, 2c finish facing out (2,1,3)
- 9- Opposing Reels3 on own sides (1c inwards, Rsh to 4cnr) 1c finish facing 1cnr, 2c+3c finish with loops
- 17- SetH&G to (2,1,3)
- 25- Circle6 L {3}, cross R foot over L and chase back cclw to (2,1,3)



John Drewry, 1986, RSCDS Book 35.4

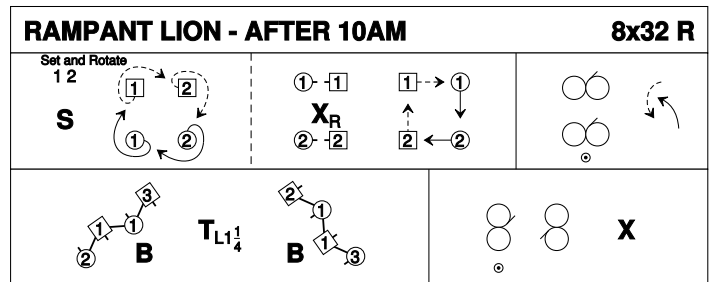
3C/4C longwise set.

# Deuxième partie

## 6 RAMPANT LION-AFTER 10AM R32 · 3/4L

Christian R Petersen: World Wide Weavings · Crib: E-cribs · Diagram: Keith Rose's Diagrams

- 1- 1c+2c S&Rotate (2,1,3)
- 9- Parallel Reels3, 1c Rsh to 2c, finishing in 1diag, LHJ to P, RHJ to 1cnrs
- 17- BiL | 1c turn LH 1 ¼ finishing in 2diag, RHJ to 2cnrs | BiL
- 25- Reels3{6} across, 1c Lsh to 3cnrs | 1c cross to 2pl (2,1,3)



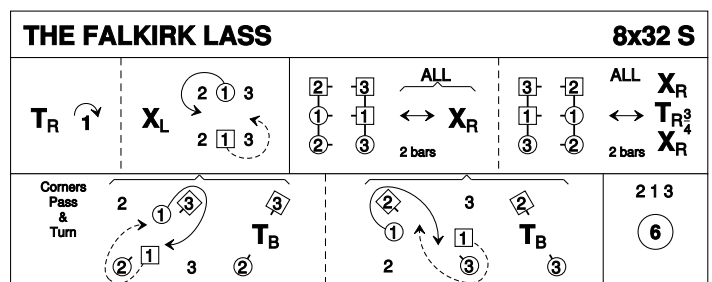
Christian R Petersen, 2013, World Wide Weavings

3C/4C longwise set.

## 7 THE FALKIRK LASS S32 · 3/4L

Elaine Brunken: RSCDS LIII 19 · Crib: E-cribs · Diagram: Keith Rose's Diagrams

- 1- 1c turn RH | cast off (2c up) ; cross LH | cast L to 1M/1W between 2c/3c
- 9- In facing lines of three A[1]&R[1] | change places RH ; A[1]&R[1] | 2c+3c change back, 1c turn RH to face 1cnr
- 17- Cnrs Pass and Turn (BH), 1c pass RSh to (2,1,3)
- 25- All circle6 and back



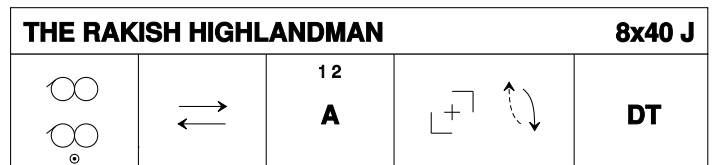
Elaine Brunken, RSCDS Book 53, Merse Collection, Moments In Time

3C/4C longwise set.

## 8 THE RAKISH HIGHLANDMAN J40 · 3/4L

Thomas (19C) Wilson: RSCDS XIX 6 · Crib: E-cribs · Diagram: Keith Rose's Diagrams

- 1- 1c+2c+3c dance Rsh Reels3 on own sides (1,2,3)
- 9- 1c lead down the middle and up
- 17- 1c+2c Allemande, 1c finish facing 1cnrs
- 25- 1c turn 1cnr, P, 2cnr, pass Rsh to finish BtoB facing own side
- 33- DTr, finish (2,1,3)



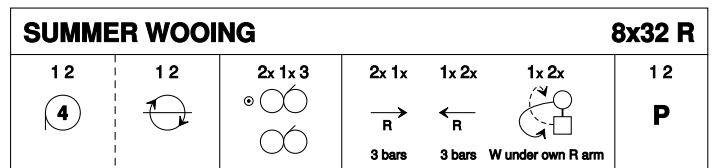
Thomas Wilson, 1816, RSCDS Book 19.6

3C/4C longwise set.

## 9 SUMMER WOING R32 · 3/4L

Alan Macpherson: RSCDS XXXVIII 6 · Crib: E-cribs · Diagram: Keith Rose's Diagrams

- 1- 1c+2c circle4 to the left ; 1c+2c chase clw ½-round to finish on opposite sides, 2c facing 1c (2x,1x,3)
- 9- Rsh Reels3 on sides
- 17- 1c, followed by 2c lead down the middle {3}, (2c split for) 1c+2c lead up {3} | and cross to own side RHJ, the W passing below the M and under the joined arms, into
- 25- 1c+2c Poussette (2,1,3)



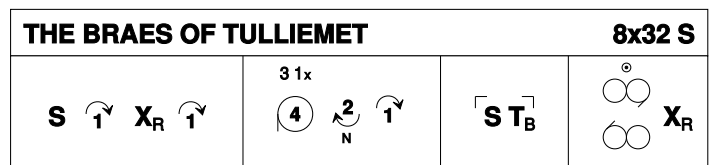
Alan Macpherson, RSCDS Book 38.6

3C/4C longwise set.

## 10 THE BRAES OF TULLIEMET S32 · 3/4L

RSCDS VII 12 · Crib: E-cribs · Diagram: Keith Rose's Diagrams

- 1- 1c set | cast off (2c up) ; cross RH | cast off (3c up) (2,3,1x)
- 9- 3c+1c circle4 L, to sidelines ; 1c dance to the top | cast off to face 1cnrs (3c down)
- 17- 1c set to and turn corners
- 25- Reels3{6} on the sides (Lsh to 1cnr) | 1c cross over (2,1,3)



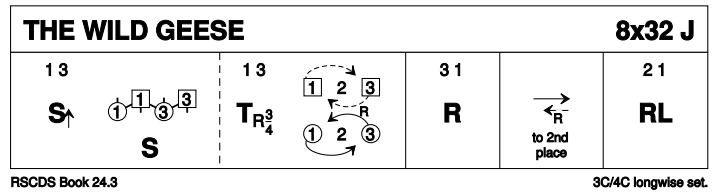
RSCDS Book 7.12

3C/4C longwise set.

# 11 THE WILD GEESE J32 · 3/4L

RSCDS XXIV 3 · Crib: E-cribs · Diagram: Keith Rose's Diagrams

- 1- 1c+3c set advancing to midline with P on R | BiL ; 1c turn ¼ RH and cast off to 3pl **while**{4} 3c turn ¼ RH and lead to 1pl (3,2,1)
- 9- Repeat [1-8] from new positions (1,2,3)
- 17- 1c lead down the middle (2c up on [19-20]) ; and up to (2,1,3)
- 25- 2c+1c R&L



# 12 THE REEL OF THE ROYAL SCOTS R32 · 3/4L

Roy Goldring: The Leaflet Dances with Music · Crib: E-cribs · Diagram: Keith Rose's Diagrams

- 1- 1W+2W (1M+2M) turn LH (RH) ½, finishing 1c BtoB in 2pl | All set as in DTr ; 1W+3W (1M+3M) turn RH (LH) ½ | 2c+3c+1c set as in DTr
- 9- 1c followed by 3c dance up between 2c, cast off ; dance NHJ down through 3pl, cast up to 2pl, 3c looping into 3pl (2,1,3)
- 17- 1c turn 1cnrs RH, pass RSh (cnrs dance for {4}) ; turn 2cnrs RH (same), and cross RSh to (2,1,3)
- 25- All circle6 and back (2,1,3)

