

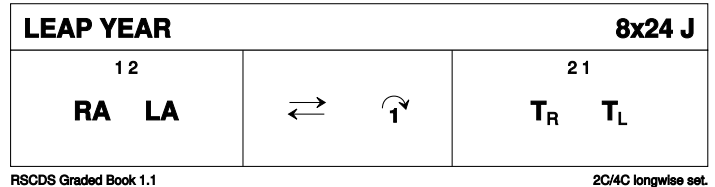
# RSCDS Paris Branch - Bal du 26 avril 2025

## Première partie

### 1 LEAP YEAR J24 · 2/4L

RSCDS Graded 1 · Crib: E-cribs · Diagram: Keith Rose's Diagrams

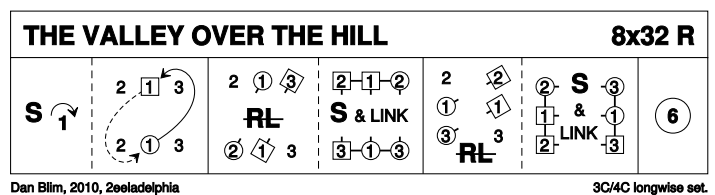
- 1- 1c+2c RHA ; LHA
- 9- 1c lead down {3} and up {3} | cast off to 2pl (2c up)
- 17- 2c+1c turn RH to places ; repeat LH.



### 2 THE VALLEY OVER THE HILL R32 · 3/4L

Dan Blim: Reeladelphia 2 · Crib: E-cribs · Diagram: Keith Rose's Diagrams

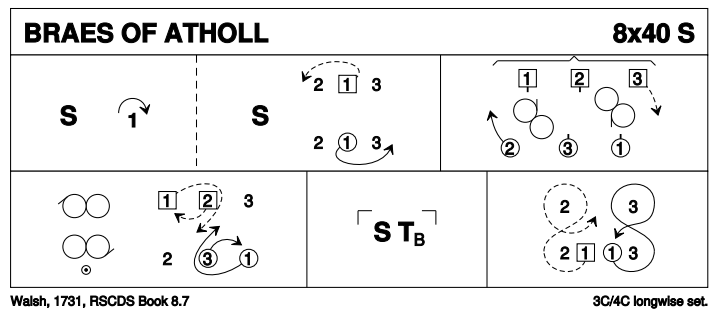
- 1- 1c set | cast off (2c up) ; ½ Fig8 R (2,1x,3)
- 9- 1c+cnrs to the R ½ diag. R&L ; S&Link3 into lines across (all face P)
- 17- 1c+cnrs to the L ½ diag. R&L ; S&Link3 (2,1,3)
- 25- Circle6 and back



### 3 BRAES OF ATHOLL S40 · 3/4L

Walsh (18C): RSCDS VIII 7 · Crib: E-cribs · Diagram: Keith Rose's Diagrams

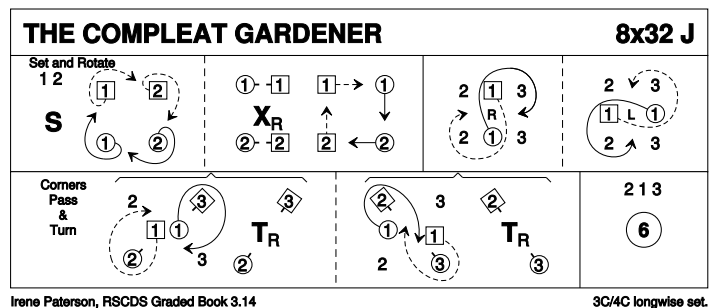
- 1- 1c set | cast off (2c up) ; 1c set | cast Lsh back (W up, M down), (2W step down, 3M up) (to positions 1W,2W, 3W and 2M,3M,1M respectively)
- 9- 1W+3M+2M & 1M+2W+3W diagonal Reels3, to enter 1W+3M & 1M+2W pass Lsh, and 2M & 3W cross the set, all finish in starting places, dancers facing out in 1pl and 3pl for
- 17- Reels3 on the sides, 1c starting Rsh to middle dancer, at end they again pass that dancer Rsh, 2c+3c finish in 1pl/3pl and 1c facing 1cnr
- 25- 1c set to and turn cnrs, finish NHJ facing M side, M below W
- 33- 1c dance out between M and cast back ; dance out between W and cast to (2,1,3)



### 4 THE COMPLEAT GARDENER J32 · 3/4L

Irene Paterson: A Third Book of Graded Scottish Country Dances · Crib: E-cribs · Diagram: Keith Rose's Diagrams

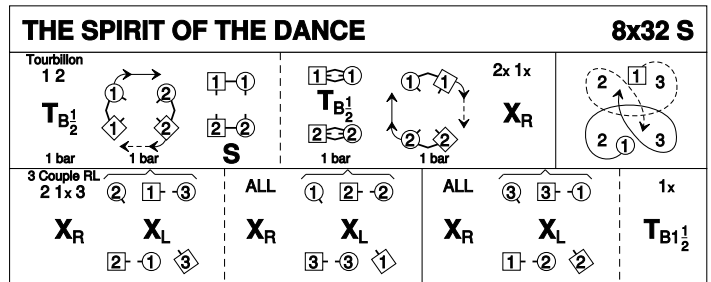
- 1- 1c+2c Set&Rotate (2,1,3)
- 9- 1c cross RH | cast R round 1cnr ; cross up/dn LH | cast L to face 1cnr
- 17- 1c+1cnrs corners pass and turn, pass Rsh ; repeat with 2cnrs, to own side
- 25- Circle6 and back (2,1,3)



**5 THE SPIRIT OF THE DANCE** S32 · 3/4L

Irene Paterson: *Dancing Gems 1957-2023* · Crib: E-cribs · Diagram: Keith Rose's Diagrams

- 1- 1c+2c dance The Tourbillon (2,1,3), 1c face out
- 9- 1c cast to the R (W down, M up) pass Rsh in middle, dance out the other end, cast R through 2pl own side and pass Rsh to (2,1x,3)
- 17-32 All dance R&L for 3 couples ; 1c turn BH 1½ to (2,1,3).

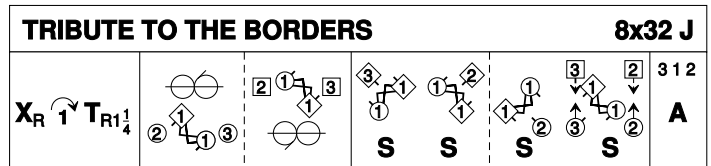


Irene Paterson, 1998, TAC 50th Anniversary Collection 3C/4C longwise set.

**6 TRIBUTE TO THE BORDERS** J32 · 3/4L

Roy Goldring: *The Leaflet Dances with Music* · Crib: E-cribs · Diagram: Keith Rose's Diagrams

- 1- 1c cross RH | cast (2c up) ; turn 1¼ RH to promhold facing M side
- 9- 1c Rsh ½Reel3 with 2M+3M ; Rsh ½Reel3 with 3W+2W, 1c finish in centre facing 3W (now in 1W pl)
- 17- 1c set to 3W pulling Rsh back | set to 2W ; set to 2M | 1c set to 3M while(2) 3c+2c set advancing into
- 25- 3c+1c+2c Allemande

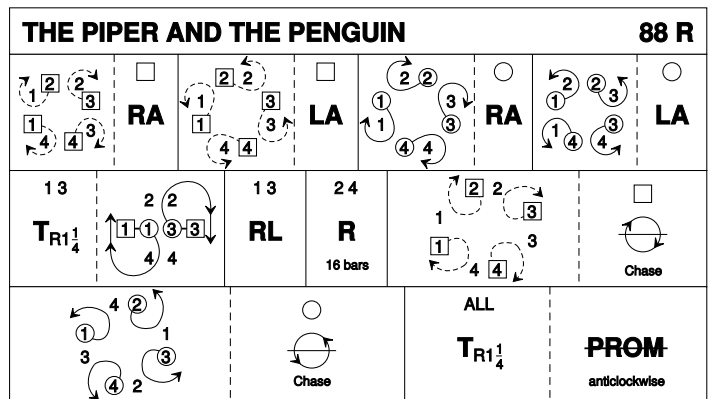


Roy Goldring, 1979, RSCDS Leaflet 11 3C/4C longwise set.

**7 THE PIPER AND THE PENGUIN** R88 · 4S

Roy Goldring: *The Scotia Suite of Scottish Country Dances* · Crib: E-cribs · Diagram: Keith Rose's Diagrams

- 1-16 All W dance Rsh round cnr ; RHA in middle ; Lsh round P ; LHA in middle, to places
- 17-32 All M dance Rsh round P ; RHA in middle ; Lsh round cnr ; LHA in middle, to places
- 33-48 1c+3c turn RH 1¼ ; 1M & 3M (W following) dance between couple on the R and cast clw to places ; 1c+3c R&L
- 49-64 2c+4c repeat
- 65- All W dance into middle, swivel R and dance through own place clw half way round set
- 73- All M dance into middle, swivel L and dance through own place cclw half way round set
- 81- All turn P RH 1¼ ; promenade cclw half way round set, to own places



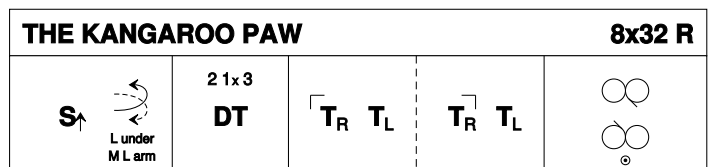
Roy Goldring, 2002, Scotia Suite 4C/4C square set.

## Deuxième partie

**8 THE KANGAROO PAW** R32 · 3/4L

John Brenchley: *The Kangaroo Paw* · Crib: E-cribs · Diagram: Keith Rose's Diagrams

- 1- 1c set, advancing on bar 2 | dance down NHJ (2c up) ; W passes under arm as M changes sides below her | dance up to DTr position opposite side
- 9- DTr, finish facing 2cnr
- 17- Turn 2cnr RH | P LH | 1cnr RH | P LH and face out to own side
- 25- Reels3 on own sides, Lsh to 4cnr (to 2,1,3)



John Brenchley, 2006, The Kangaroo Paw 3C/4C longwise set.

**9 MADAME PIPEAU M80 · 4/4L**

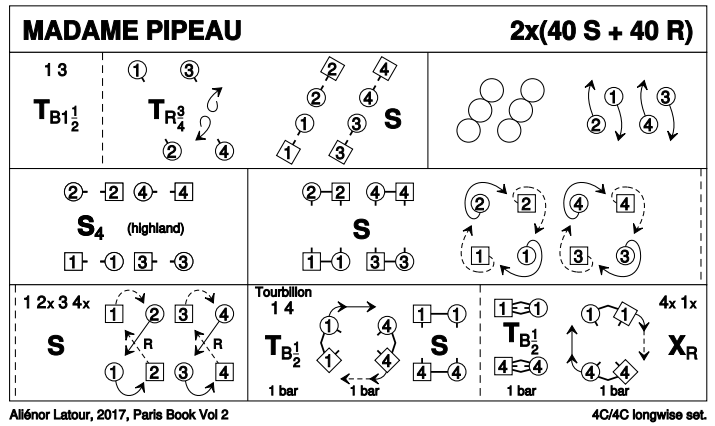
*Aliénor Latour: The Paris Book of Scottish Country Dances, volume 2 · Crib: SCDDDB Contributed Cribbs & Diagrams · Diagram: Keith Rose's Diagrams*

Strathspey

- 1-4 1c&3c turn 1½ BH
- 5-8 1M+2M, 3M+4M turn ¾ RH, pull RS back to face ptr | all S to ptr
- 9- 1c+2c, 3c+4c diagonal Reels4 [M cross over at end to face ptr in sidelines]
- 17- Highland setting step (e.g., Highland schottische)
- 25-28 1c+2c, 3c+4c dance first 4 bars of set & rotate
- 29-32 All S in sidelines | 1c&3c cast off **while** 2c&4c cross up RH
- 33- 1c+4c dance Tourbillon

Reel

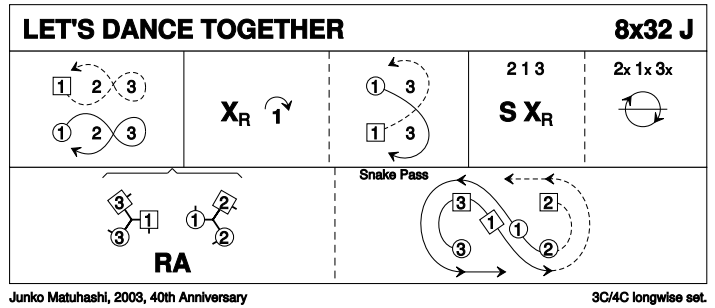
R from new positions (use skip-change to turn BH in tourbillon)



**10 LET'S DANCE TOGETHER J32 · 3/4L**

*Junko Matsuhashi: 40th Anniversary · Crib: E-cribs · Diagram: Keith Rose's Diagrams*

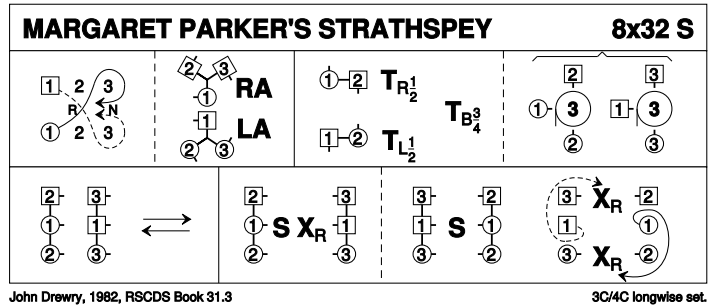
- 1- 1c Fig8 on sides, starting in
- 9- 1c cross RH | cast off (2c up) ; ½ Fig8 down round 3c (2,1,3)
- 17- All set | cross RH ; chase clw ½ (3,1,2)
- 25- 3c+1W & 1M+2c RHA ; Snake Pass (2,1,3)



**11 MARGARET PARKER'S STRATHSPEY S32 · 3/4L**

*John Drewry: RSCDS XXXI 3 · Crib: E-cribs · Diagram: Keith Rose's Diagrams*

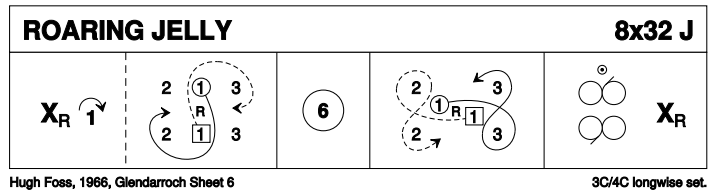
- 1- 1c lead down crossing between 2c, cast off round 3c and NHJ up the middle ; 1W LHA (and 1M RHA) with 1cnr+2cnr, 1c finish in 1plx facing out (1x,2,3)
- 9- 1c+2c change places on sides EH | 1c turn BH ¾ to finish facing down, 1M just above 2c and 1W (swivel R) just above 3c ; 1M+2c & 1W+3c Circle3 left, into lines across facing down
- 17- Lines of 3 dance down the middle, swivel R, dance up, finish line facing line
- 25- Lines set | cross RH ; set, 2c+3c cross back RH **while**(2) 1c cast to own side (2,1,3)



**12 ROARING JELLY J32 · 3/4L**

*Hugh Foss: Scottish Dance Archives - The Donald Collection (Online List) · Crib: E-cribs · Diagram: Keith Rose's Diagrams*

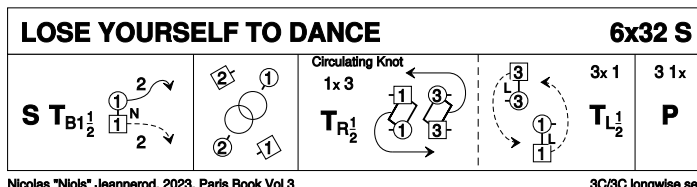
- 1- 1c cross RH | cast off (2c up) ; cross RH, 1c casts R round 3c to finish in line across between 2c and 3c
- 9- Circle6 and back
- 17- 1c change places up/dn RH | Fig8 round 4c and 1c, start Rsh), finish on sideline facing 2c
- 25- 1c Reels3{6} on opposite sides (Rsh to 2c) | cross RH



**13 LOSE YOURSELF TO DANCE S32 · 3/3L**

Nicolas "Niols" Jeannerod: *The Paris Book of Scottish Country Dances, volume 3 · Crib: E-cribs · Diagram: Keith Rose's Diagrams*

- 1- 1c set | turn P BH 1½ | dance to 2plx (2c up). 1W face out (2,1x,3)
- 9- 2c+1c M-Chain (2,1x,3)
- 17- 1c+3c *Circulating Knot*: 1c & 3c turn P RH ½ into Allemande hold, 1c facing up for inverted Knot, 3c facing down for standard Knot (2,3,1x)
- 25- 3c+1c Poussette (2,3,1x)



*Deviser's note:* This dance has to be danced six mes through for everyone to dance all the roles. Alternately, it can be danced as a more usual strathspey by having the 1st couple turn once round on bars 22–24 to finish the circulating knot on their own sides.

**14 MINARD CASTLE R40 · 3/4L**

W H Gilroy: *RSCDS XXII 8 · Crib: E-cribs · Diagram: Keith Rose's Diagrams*

- 1- 1c set | cast off one (2c up) ; 1W+2c & 1M+3c RHA (2,1,3)
- 9- Mirror Reels3 on own sides (1c dance up NHJ to begin) (2c+3c end with loops) (2,1,3)
- 17- 1W+2c and 1M+3c Reels3 across (Lsh to 1cnr), finish for
- 25- DTr up/dn, 1W starting with 2c and 1M with 3c , to (2,1,3)
- 33- Circle6 and back

