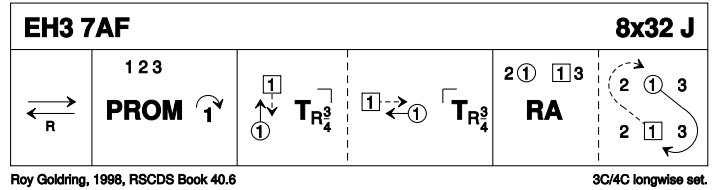


# Paris Summer Dance 2026

## 1 EH3 7AF J32 · 3/4L

Roy Goldring: RSCDS XL 6 · Crib: E-cribs · Diagram: Keith Rose's Diagrams

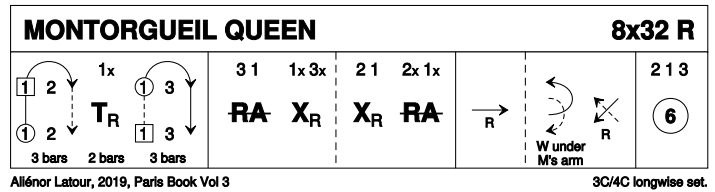
- 1- 1c lead down the middle and up, on [8] 2c+3c step in for
- 9- 1c+2c+3c Promenade, at end 1c cast off (to 2,1,3)
- 17- 1c cross Rsh | turn 1cnr RH ; cross up/dn Rsh | turn 2cnr RH (2,1x,3)
- 25- 2c+1M & 1W+3c RHA ; 1c ½Fig 8 Rsh round 4cnr (2,1,3)



## 2 MONTORGUEIL QUEEN R32 · 3/4L

Aliénor Latour: The Paris Book of Scottish Country Dances, volume 3 · Crib: E-cribs · Diagram: Keith Rose's Diagrams

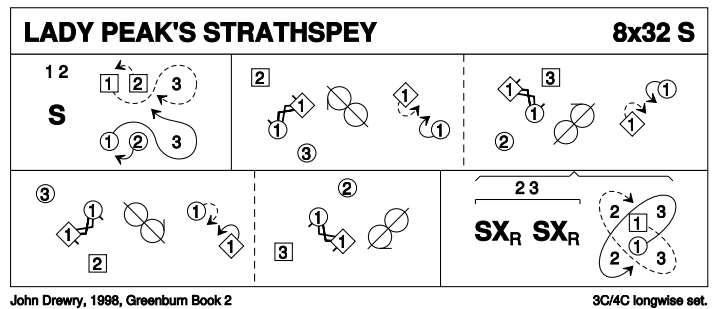
- 1- 1c (1 W leading) cast off and cross to 2plx (2c up on 3-4) {3}, turn P RH {2}, 1c (1M leading) cast off and cross to 3pl (3c up) (2,3,1)
- 9- 3c+1c ½ RHA | 1c & 3c cross RH (to 2,1,3) ; 2c & 1c cross RH | 2c+1c ½ RHA (1,2,3)
- 17- 1c lead down ; 1c change sides, 1 W passing above 1M under joined arms | 1c lead up and cross to 2pl (2,1,3)
- 25- Circle6 and back (2,1,3)



## 3 LADY PEAK'S STRATHSPEY S32 · 3/4L

John Drewry: The Greenburn Book 2 · Crib: E-cribs · Diagram: Keith Rose's Diagrams

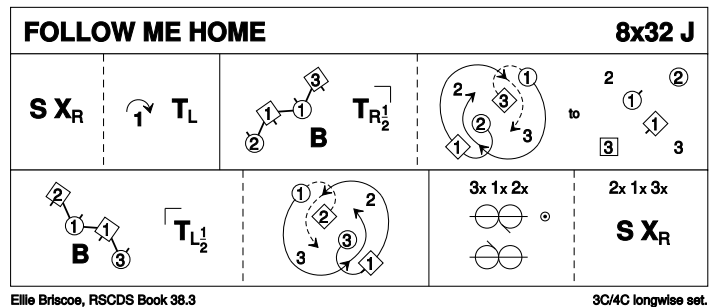
- 1- 1c+2c set | 2c cast to 1pl while{2} 1c dance down ; cast behind 3c and lead up to 2pl facing up in promhold
- 9- 1c with 2diag (2W+3M) ½Rsh Reel3 ; 1c swivel inwards to face out to W side in Promhold for ½Reel3 with 1diag (Rsh to 3W)
- 17- Repeat starting down (Rsh to 3M position) ; repeat out M side (Rsh to 2M position)
- 25- 2c+3c set and cross twice while{8} 1c lead down, cross between 3c ; lead up crossing between 2c and cast to 2pl.



## 4 FOLLOW ME HOME J32 · 3/4L

Ellie Briscoe: RSCDS XXXVIII 3 · Crib: E-cribs · Diagram: Keith Rose's Diagrams

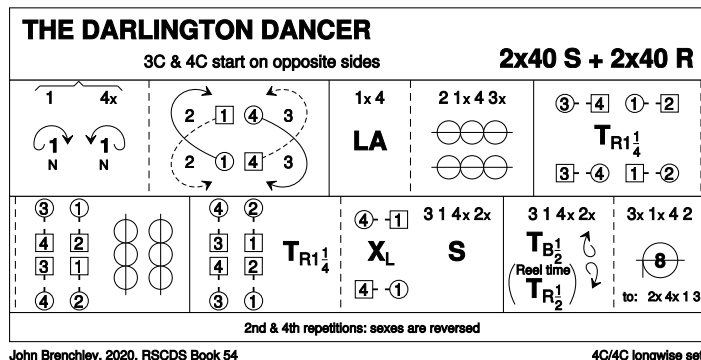
- 1- 1c set | cross RH ; cast off (2c up) | turn ¾ LH
- 9- BiL with 1cnrs | ½ turn 1cnrs RH ; 1c followed by 1cnrs chase clw round 4cnrs to leave 1cnrs in exchanged places, and join LH to 2cnr, RH to P
- 17- BiL with 2cnrs | ½ turn 2cnrs LH ; 1c followed by 2cnrs chase cclw, 1c crossing Lsh to 2plx facing out (3x,1x,2x)
- 25- ½ Lsh Reels3 on the sidelines ; All set and cross (2,1,3)



**5 THE DARLINGTON DANCER** M160 · 4/4L  
 John Brenchley: RSCDS LIV 12 · Crib: E-cribs · Diagram: Keith Rose's Diagrams

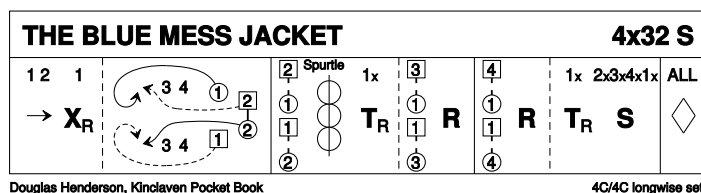
3c & 4c start on opposite sides (1,2,3x,4x)

- 1- 1c & 4c long cast off/up touching NH (2c & 3c to ends on [3-4]); ½ Fig8 round 2c/3c (2,1x,4,3x)
- 9- 1c+4c LHA & face up/down on sides ; ½ RSh Reels4 on sides (3x,4,1x,2)
- 17- All turn facing person 1¼ RH to lines across ; ½ RSh Reels4 across
- 25- All turn same person 1¼ RH to sides, 1c facing 4c ; 1c+4c change pl LH & face P | all set (3,1,4x,2x)
- 33- All ½ turn BH to face P | cast away to sides ; ½ Circle8 to L (2x,4x,1,3)  
 Repeat once in strathspey time, then twice in reel time with RH turns in [33-34].



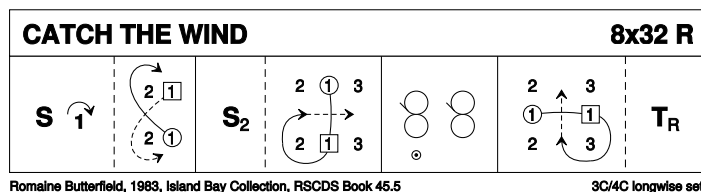
**6 THE BLUE MESS JACKET** S32 · 4/4L  
 Douglas Henderson: Kinclaven Pocket Book of Six Scottish Country Dances · Crib: E-cribs · Diagram: Keith Rose's Diagrams

- 1- 1c+2c (leading) lead down, on [4] 1c cross ; 2c lead up to 2pl while {4} 1c cast to the top, and curve in to finish BtoB between 2c facing opposite side
- 9-24 The Spurtle:
- 9-12 1c+2c, ½ Reel4, 2c ends in 1plx (cast up) as 1c moves down with quick RH turn to face 3c in the same way
- 13-16 1c+3c repeat
- 17-20 1c+4c repeat
- 21-24 1c continue fast RH turn to 4plx (best as a double turn) | all set (2x,3x,4x,1x)
- 25- All ½ Petronella to own side (2,3,4,1).



**7 CATCH THE WIND** R32 · 3/4L  
 Romaine Butterfield: RSCDS XLV 5 · Crib: E-cribs · Diagram: Keith Rose's Diagrams

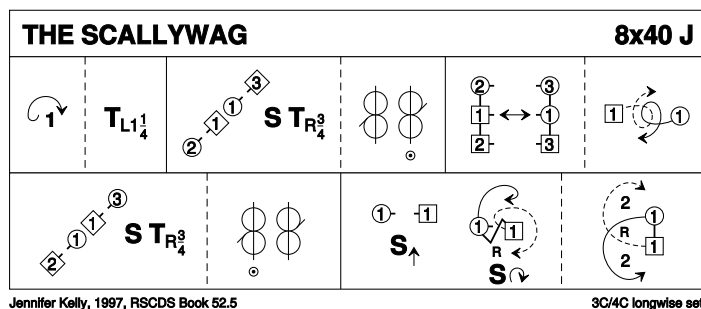
- 1- 1c set | cast off (2c up) ; ½ Fig8 up (2,1x,3)
- 9- 1c set twice, on [11-12] 1W swivels R to face out ; 1W (1M following) casts R round 2M and down middle to finish 1W between 3c facing 3M, and 1M between 2c facing 2M.
- 17- 1M+2c & 1W+3c Rsh reels3 across
- 25- 1W (1M following) casts R round 3M and cross to 2pl ; 1c turn RH (2,1,3)



**PROGRAMME ITEM – Interval**

**8 THE SCALLYWAG** J40 · 3/4L  
 Jennifer Kelly: RSCDS LII 5 · Crib: E-cribs · Diagram: Keith Rose's Diagrams

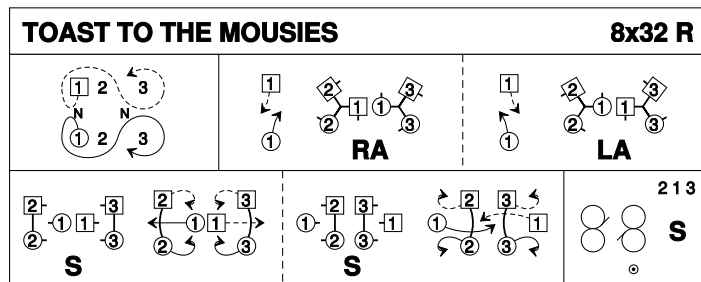
- 1- 1c long cast (2c up) ; turn LH to face 1cnr
- 9- 1c set to 1cnr | Turn 1cnr RH ¾ into lines across and face 4cnr ; ½ Lsh Reel3 across into facing lines across
- 17- Lines A&R ; 1c dance Rsh round P to face 3cnr (pos)
- 25- repeat [9-16] with these corners, finishing 1M between 2c facing 1W between 3c
- 33- 1c set adv and join RH | set RHJ, 1W turning under the arms and 1c face up RHJ still on opp. side ; 1c cross up and cast to 2pl (2,1,3)



**9 TOAST TO THE MOUSIES R32 · 3/4L**

Sara Gratiot: RSCDS LIII 13 · Crib: E-cribs · Diagram: Keith Rose's Diagrams

- 1- 1c long cast to 2pl (2c up) ; dance between 3c and cast up (2,1,3)
- 9- 2c+1W & 1M+3c RHA ; 2c+1M & 1W+3c LHA, finish 2c in 1pl facing 3c in 3pl, both NHJ, and 1c BtoB in middle, M facing up, W down
- 17- All set | 2c+3c, making arches, dance to meet as 1c dance under, finish 1c (in 1pl/3pl) facing P on midline and 2c+3c BtoB in middle, NHJ ; All set | 2c+3c making arches dance to ends, and cast into the reel **while(2)** 1c dance under arch passing P Lsh and finish between end cpl, facing 1cnr
- 25- 2c+1W & 1M+3c Lsh Reels3{6} across (2c+3c with loops) (to 2,1,3) | All set



Sara Gratiot, 2016, RSCDS Book 53

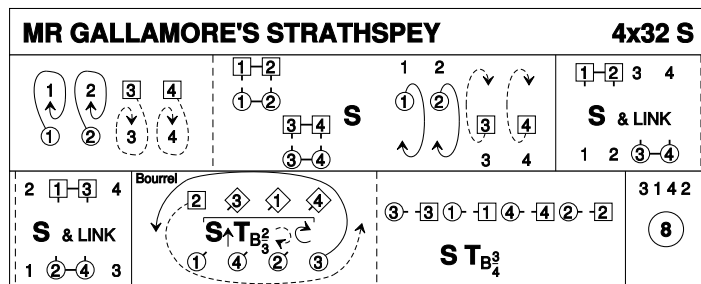
3C/4C longwise set.

Note: after 2nd time through 1c may repeat [1-4] to get to 4pl.

**10 MR. GALLAMORE'S STRATHSPEY S32 · 4/4L**

Elaine Brunken: Moments in Time · Crib: E-cribs · Diagram: Keith Rose's Diagrams

- 1- 1M+2M & 3W+4W dance Rsh round P and face P ; set to P | cast away (Rsh back) to own place
- 9- 1W+2W & 3M+4M S&Link on the side ; 1W+3W & 2M+4M S&Link [positions now: 1M,4M,2M,3M facing 2W,3W,1W,4W]
- 17- "4C Bourrel": 2W & 3M cross and cast L to other end on midline **while(4)** 1M+4M+2M who face 3M+1W+4W (diagonally) set advancing | turn opposite BH 1/2, twirl R to face P along the midline ; All set | turn BH 3/4 to (3,1,4,2)
- 25- Circle8 and back



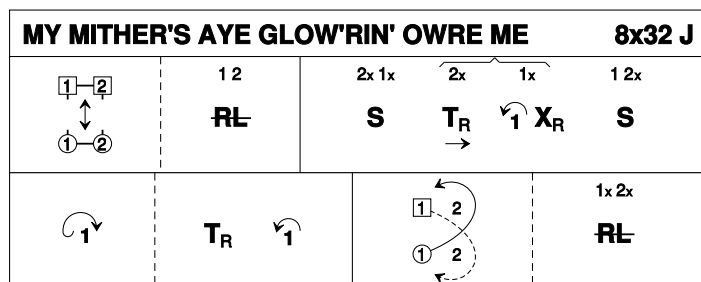
Elaine Brunken, 2010, Moments in Time

4C/4C longwise set.

**11 MY MITHER'S AYE GLOW'RIN' OWRE ME J32 · 2/4L**

Hugh Foss: Dances To Song Tunes · Crib: SCDDDB Contributed Cribs & Diagrams · Diagram: Keith Rose's Diagrams

- 1-8 1C+2C adv&ret ; 1C+2C half R&L. (2)(1)
- 9-16 2C+1C set, 1C cast up cross over RH **while** 2C turn RH moving down 1pl., 1C+2C set. 1 (2)
- 17-24 1C cast off to below 2C ; turn RH once round (2), cast up to place(2).
- 25-32 1C half fig.8 down, 1C+2C half R&L.



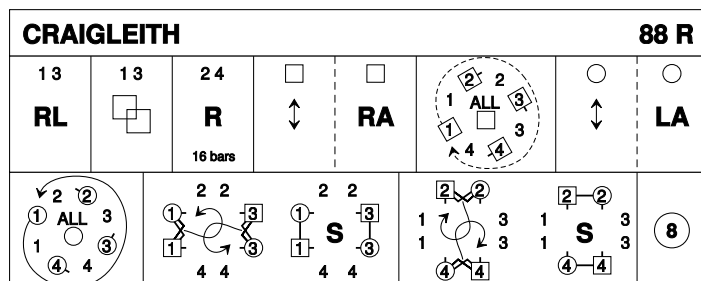
Hugh Foss, Dances To Song Tunes

2C/4C longwise set.

**12 CRAIGLEITH R88 · 4S**

Roy Goldring: A Third Book of Graded Scottish Country Dances · Crib: E-cribs · Diagram: Keith Rose's Diagrams

- 1- 1c+3c R&L
- 9- 1c+3c L-Chain
- 17- 2c+4c R&L
- 25- 2c+4c L-Chain
- 33- All W A&R, RHA, finish facing out
- 41- All W Chase clw round set (cast behind P to begin)
- 49- All M A&R, LHA, , finish facing out
- 57- All M Chase cclw round set (cast behind P to begin)
- 65- 1c+3c Promenade cclw round inside of set to own place, set facing in
- 73- 2c+4c Promenade clw round inside of set to own place, set facing in
- 81- All circle8 and back



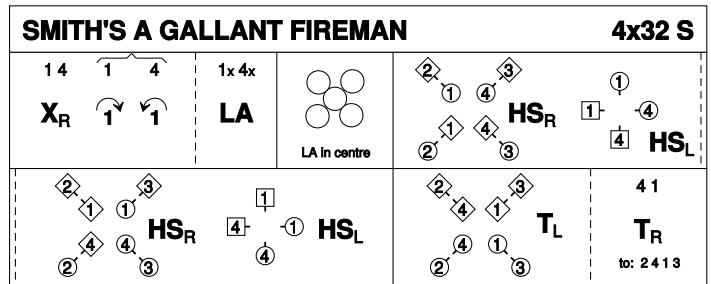
Roy Goldring, Graded and Social Dances 2, RSCDS Graded Book 3.6

4C/4C square set.

**13 SMITH'S A GALLANT FIREMAN S32 · 4/4L**

*John W Mitchell: Whetherly Book 2 · Crib: E-cribs · Diagram: Keith Rose's Diagrams*

- 1- 1c & 4c cross RH | cast inwards (2c & 3c to ends) ;  
1c+4c LHA, end facing cnrs
- 9- Intersecting Reels4 with ½ LHA in centre, 1c & 4c end facing cnrs
- 17- *Double Highland Schottische Hello-Goodbye*: 1c & 4c HS set R to cnrs, 1M & 4W end on opp side facing across, 1W & 4M end facing down/up on midline | 1c + 4c HS set L & end facing next cnr clw ; repeat [17-20] to face next cnr clw
- 25- All turn facing person LH ; 4c & 1c turn P RH (2,4,1,3)



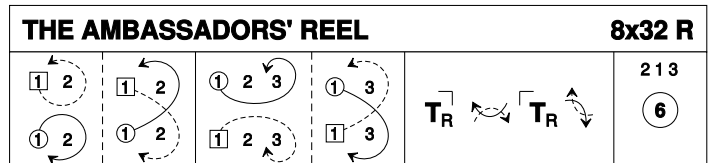
John W Mitchell, Whetherly Book 2

4C/4C longwise set.

**14 THE AMBASSADORS' REEL R32 · 3/4L**

*Susi Mayr: Vienna Book of Scottish Country Dances · Crib: E-cribs · Diagram: Keith Rose's Diagrams*

- 1- 1c dance between 2c and cast up ; ½ Fig8 down round 2c,
- 9- 1c dance down between 3c (2c up) ; cast up, ½ Fig8 down round 3c (2,1,3)
- 17- 1c turn 1cnr RH, pass Rsh, turn 2cnr RH, pass Rsh into Circle6 and back (2,1,3)
- 25- Circle6 and back (2,1,3)



Susi Mayr, 2007, Vienna Book

3C/4C longwise set.

Deviser's Note: 1c can choose handing freely ; the timing is fluid, the barring only an approximation