

RSCDS Paris Branch - October Weekend 2026 - Saturday Ball

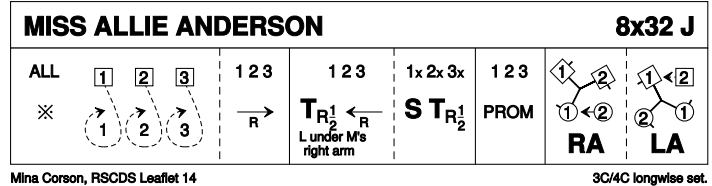


[Check our website for more info!](#)

1 MISS ALLIE ANDERSON J32 · 3/4L

Mina Corson: *The Leaflet Dances with Music* · Crib: *E-cribs* · Diagram: *Keith Rose's Diagrams*

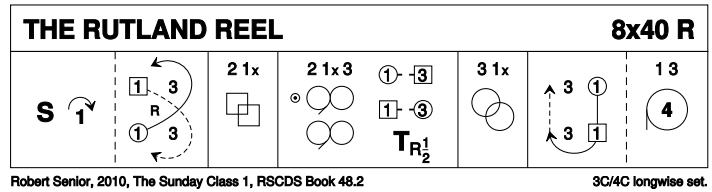
- 1- All clap, 1W+2W+3W dance Rsh once round P to face down with him RHJ; All lead down the middle
- 9- All M turn P under R arm and lead up to (1x,2x,3x); All set, ½ RH turn into
- 17- 1c+2c+3c Promenade (1,2,3)
- 25- 1c+2W RHA, 1M finishing 2pl own side (2M up on [3-4]); 1c+2M LHA (2W up on [7-8]) to (2,1,3)



2 THE RUTLAND REEL R40 · 3/4L

Robert Senior: *RSCDS XLVIII 2* · Crib: *E-cribs* · Diagram: *Keith Rose's Diagrams*

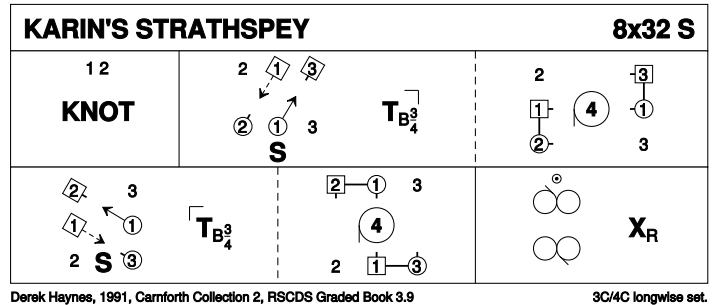
- 1- 1c set | cast off (2c up); cross down RH and cast up to (2,1x,3)
- 9- 2c+1c La-Chain
- 17- Reels3{6} on the sides, 1c Rsh to 3c | 1c turn 3c RH ½ on sides (2,3,1x)
- 25- 3c+1c M-Chain (2,3,1x)
- 33- 1W followed by 1M cast up and cross to own side (3c down); 1c+3c Circle4 L (2,1,3)



3 KARIN'S STRATHSPEY S32 · 3/4L

Derek Haynes: *A Third Book of Graded Scottish Country Dances* · Crib: *E-cribs* · Diagram: *Keith Rose's Diagrams*

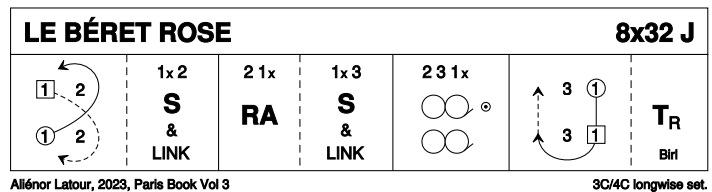
- 1- 1c+2c the Knot
- 9- 1c & 1cnrs set, 1c advancing to end BtoB | 1c turn corner BH; open into circle4 L, ending with 1cnrs in places and 1W+2c & 1M+3c forming lines across
- 17- 1c repeat with 2cnrs, to finish between corners
- 25- Lsh Reels3{6} on opposite sides with cnrs | 1c cross to own side



4 LE BÉRET ROSE J32 · 3/4L

Allénor Latour: *The Paris Book of Scottish Country Dances, volume 3* · Crib: *E-cribs* · Diagram: *Keith Rose's Diagrams*

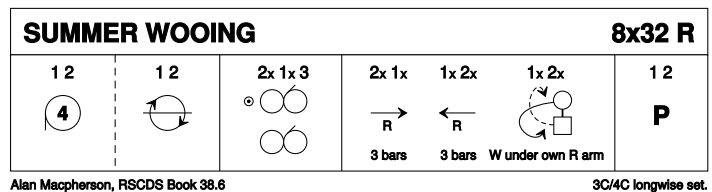
- 1- 1c ½ Fig8 down round 2c; 1c+2c Set&Link (2,1x,3)
- 9- 2c+1c RHA; 1c+3c Set&Link (2,3,1x)
- 17- Parallel Reels3 on sides, 1c RSH to 3c (2,3,1x)
- 25- 1c (1 W leading) cast up | cross to 2pl (3c down); 1c Birl (2,1,3)



5 SUMMER WOING R32 · 3/4L

Alan Macpherson: *RSCDS XXXVIII 6* · Crib: *E-cribs* · Diagram: *Keith Rose's Diagrams*

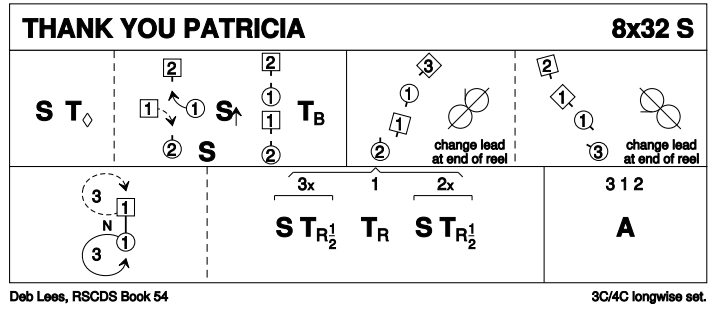
- 1- 1c+2c circle4 to the left; 1c+2c chase clw ½-round to finish on opposite sides, 2c facing 1c (2x,1x,3)
- 9- Rsh Reels3 on sides
- 17- 1c, followed by 2c lead down the middle {3}, (2c split for) 1c+2c lead up {3} | and cross to own side RHJ, the W passing below the M and under the joined arms, into
- 25- 1c+2c Poussette (2,1,3)



6 THANK YOU PATRICIA S32 · 3/4L

Deb Lees: RSCDS LIV 15 · Crib: E-cribs · Diagram: Keith Rose's Diagrams

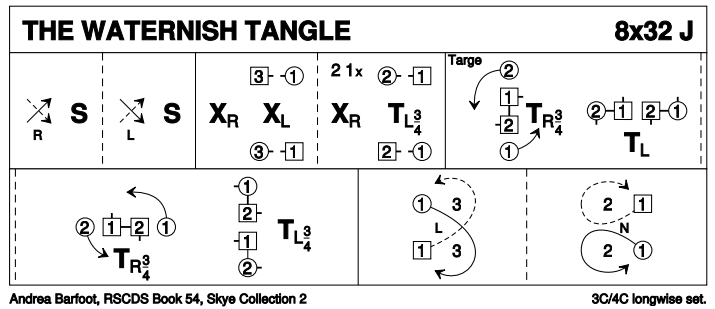
- 1- 1c set | Petronella Turn (2c up) ; 1c & 2c set, 1c advancing into line4 across, 1c facing opp sides | all turn opp person BH, 1c finishing in tandem (1W leading) facing 2M
- 9- ½ Reel3 in tandem (with lead change) on 1diag, 1c RSh to 2M. 1c (1M leading) face 3M ; ½ Reel3 in tandem (with lead change) on 2diag, 1c RSh to 3M. 1c finish in 2pl centre facing up NHJ, 1W pulling RSh back to finish on P's Right
- 17- 1c dance up | cast off to 2pl (to 3x,1,2x) ; 1c turn P RH while(4) 2c & 3c set | turn P RH ½, all 3C into allemande hold
- 25- 3C Allemande (2,1,3)



7 THE WATERNISH TANGLE J32 · 3/4L

Andrea Barfoot: RSCDS LIV 13 · Crib: E-cribs · Diagram: Keith Rose's Diagrams

- 1- 1c cross down RH (2c up) | set ; cross down LH (3c up) | set (2,3,1)
- 9- 1c cross RH | change pl. LH on sideline (2,1x,3) ; 2c+1c ½R&L, with extra ¼ turn into line across, W in the middle
- 17- The Targe [1W+2W turn RH ¾ as 1M+2M chase ¼ cclw onto midline | middles turn ends LH ; repeat, finish (2,1x,3)]
- 25- 1c cross down LH between 3c and cast up ; dance up between 2c and cast off (2,1,3)



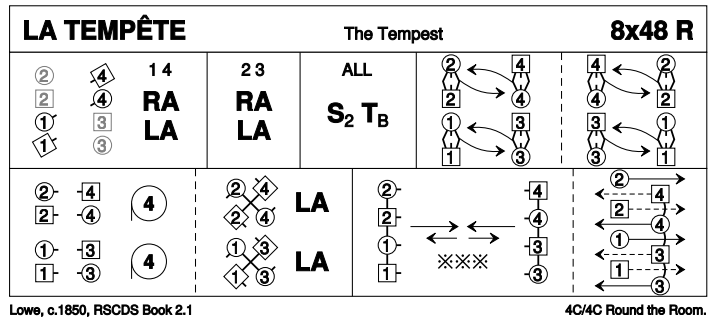
8 LA TEMPÊTE R48 · 4RR

RSCDS II 1 · Crib: E-cribs · Diagram: Keith Rose's Diagrams

1c with 2c on their L, facing 3c with 4c on their R, each M has W on the R

- 1- 1c+4c RHA ; LHA
- 9- 2c+3c RHA ; LHA
- 17- All set twice to P ; turn P BH
- 25- All C BHJ slip across (M pass BtoB) ; and back (W pass BtoB)
- 33- 2c+4c & 1c+3c circle4 to L ; LHA
- 41- All A{2}&R{1}, (All 3 claps) ; 2c+1c progress under arches made by 4c+3c to meet next 2 couples

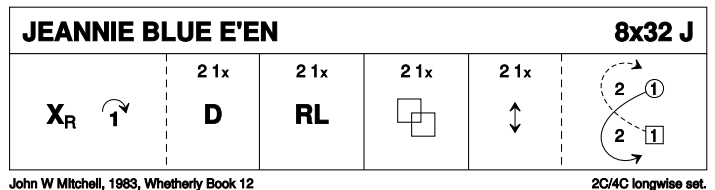
Reaching the end of the room, couples face about, M on left of W



INTERVAL

9 JEANNIE BLUE E'EN J32 · 2/4L

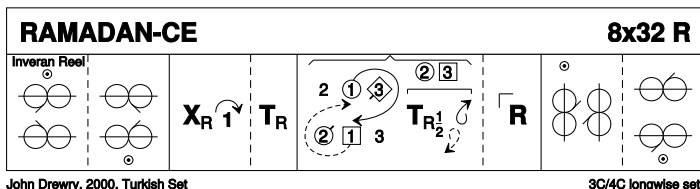
John W Mitchell: Whetherly Book 12 · Diagram: Keith Rose's Diagrams



10 RAMADAN-CE R32 · 3/4L

John Drewry: *The Turkish Set* · Crib: *E-cribs* · Diagram: *Keith Rose's Diagrams*

- 1- 1c+2c+3c Inveran Reels (1,2,3)
- 9- 1c cross RH | cast (2c up) ; Turn RH to face 1cnr
- 17- 1c+1cnrs pass Rsh | cnrs turn RH ½ and cast away as 1c meet and pass Rsh to face 2cnrs ; repeat with 2cnrs (3x,1x,2x)
- 25- ½ Reels3 across, 1c Lsh to 3cnr ; ½ Reels3 on the sides, 1c Rsh to 4cnr (2,1,3)



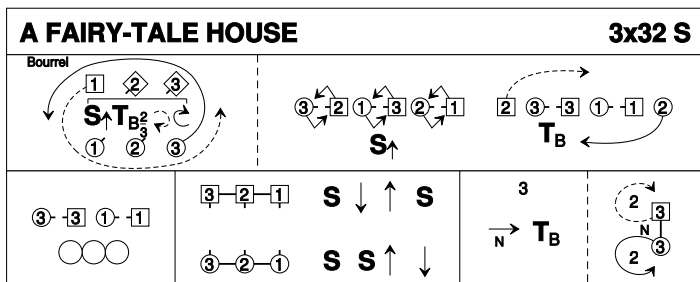
John Drewry, 2000, *Turkish Set*

3C/4C longwise set.

11 A FAIRY-TALE HOUSE S32 · 3/3L

Violaine Eysseric · Crib: *E-cribs* · Diagram: *Keith Rose's Diagrams*

- 1- Modified 3C Bourrel : 4 bars of 3C Bourrel to midline ; all set advancing passing opp person LSh | 2c chase clw ¼ to 2pl **while(2)** 3c & 1c turn P BH
- 9- 3c+1c Reel4 on midline finishing on sides (3,2,1)
- 17- All W set | A&R {4} | set **while(8)** all M set twice ; A&R (3,2,1)
- 25- 3c dance down | turn P BH ; dance up | cast off (2c up) (2,3,1)



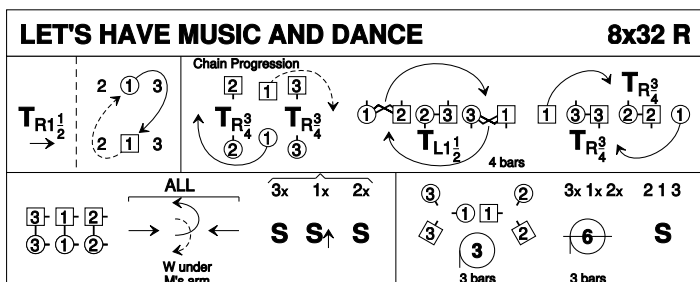
Violaine Eysseric, 2026

3C/3C longwise set.

12 LET'S HAVE MUSIC AND DANCE R32 · 3/4L

Susan MacKay · Crib: *E-cribs* · Diagram: *Keith Rose's Diagrams*

- 1- 1c turn RH 1½ to 2plx and face out (2c up on [1-2]) ; 1c dance RSh round 1cnrs to 2pl and face out (2,1,3)
- 9- 3C Chain Progression finishing NHJ facing down (3,1,2)
- 17- 2c (+1c+3c following) dance down | change sides and face up, all W passing under joined arms, all M crossing below P ; 3c (+1c+2c following) dance up to sides (to 3x,1x,2x) | 1c set advancing into BtoB position, 1M facing up, 1W facing down **while(2)** 3c & 2c set on sides
- 25- 3c+1M & 1W+2c Circle3 L {3}, opening (1c leading) into circle6 L {3} | all set (2,1,3)



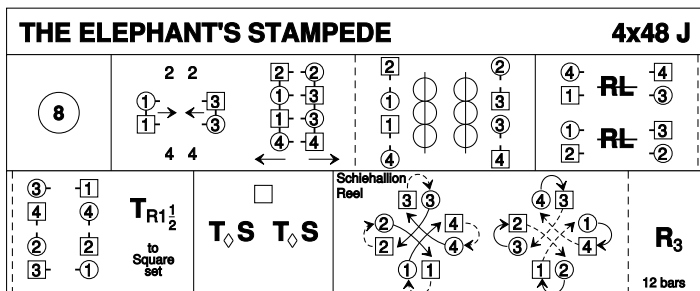
Susan MacKay

3C/4C longwise set.

13 THE ELEPHANT'S STAMPEDE J48 · 4S

Lorna Macdonald & Gillian Mackintosh: *Aurora 10th Anniversary Book of SCD* · Crib: *E-cribs* · Diagram: *Keith Rose's Diagrams*

- 1- All circle8 and back
- 9- 1c+3c advance NHJ | take corner with free hand and retire into longwise set across ; ½ Reels4 on sides
- 17- ½ R&L at each end (start across) ; both pairs of dancers at the ends and both middle pairs of the sidelines turn RH 1½ to form a square set, (ends to 2pl/4pl, middles to 1pl/3pl)
- 25- All W petronella to next W place cclw | all W set ; repeat, finishing next to P, and face out on last step (2,3,4,1)
- 33-48 Schiehallion reels (to 2,3,4,1)



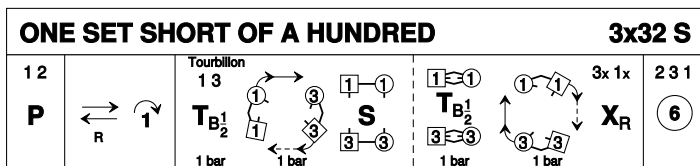
Lorna MacDonald & Gillian Mackintosh, 1995, *Aurora 10th Anniversary Book*

4C/4C square set.

14 ONE SET SHORT OF A HUNDRED S32 · 3/3L

Aliénor Latour: *The Paris Book of Scottish Country Dances, volume 1* · Crib: *E-cribs* · Diagram: *Keith Rose's Diagrams*

- 1- 1c+2c Poussette
- 9- 1c lead down {3}, up {3} and cast to 2pl (2c up) (2,1,3)
- 17- 1c+3c Tourbillon
- 25- Circle6 and back (2,3,1)



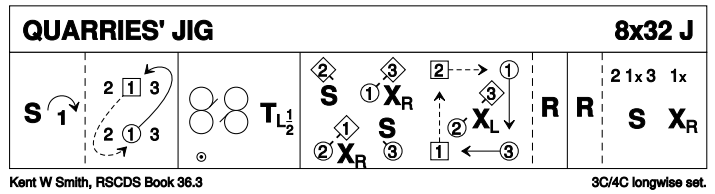
Aliénor Latour, 2013, *Paris Book vol 1*

3C/3C longwise set.

15 QUARRIES' JIG J32 · 3/4L

Kent W Smith: RSCDS XXXVI 3 · Crib: E-cribs · Diagram: Keith Rose's Diagrams


- 1- 1c set | cast (2c up) ; ½ Fig8 Lsh round 1cnr (2,1x,3)
- 9- 1M+2c and 1W+3c Lsh Reels3 across, at end 1c LH turn to face 1cnr
- 17- 1c+1cnrs change places RH **while(2)** 2cnrs set | centre dancers change places LH **while(2)** the others chase clw one position ; repeat from new positions
- 25- Repeat from new positions, but to finish 1c turn LH to 2plx ; 2c+1c+3c set | 1c cross RH.



16 MAIRI'S WEDDING R40 · 3/4L

James B Cosh: Twenty Two SCD · Crib: E-cribs · Diagram: Keith Rose's Diagrams

- 1- 1c turn RH | cast (2c up) ; turn LH to face 1cnr
- 9- 1c ½Reel4 with 1cnrs (pass P Lsh) ; Repeat with 2cnrs
- 17- Repeat with 3cnrs (1cnr person) ; Repeat with 4cnrs (2cnr person)
- 25- 1W+2c & 1M+3c Reels3 across, Lsh to 1cnr
- 33- 2c+1c+3c circle6 and back



Note: Cosh explicitly tells 1c to pass Lsh in [9–24]; however the Rsh pass is quite common, and sometimes nicknamed “Mairi’s Divorce”.